

Encyclopedia of health safety and environment

Practical reference in risk management management systems prevention and innovation

Written and authored by

SAID EL NAJEM

Health safety and environment expert

Published by WALERIIX INTERNATIONAL GROUP

First edition | October 2026

Introduction

Author’s foreword and use of the book

I present this reference on behalf of WALERIIX as a foundation for structured learning and informed health, safety and environmental practice, connected to quality and management decisions. It begins with a recurring practical question: how do we understand a hazard, select a suitable control and verify its effect?

The book addresses learners, supervisors, HSE professionals, project managers and business leaders. It covers international principles and applications in construction, services and training, but does not inventory every industrial sector and is neither an engineering design guide nor local legislation. Specialist activities require further competence and references.

Reading pathway

Begin with the reference overview, leadership and editions, then study assessment and control before specialist risks. Use worked cases to discuss decisions and forms to develop suitable records. Consult the sources at the end to verify edition and scope.

Reading the examples

The matrix, cases, forms and illustrations are original WALERIIX educational creations. Fictitious names and data describe neither real accidents nor client results. Principle diagrams explain relationships; they define no dimensions, capacities or executable designs.

Professional purpose

Knowledge gains value through our ability to observe exposure, explain decisions, cooperate with workers and verify implementation. Forms must not become an end in themselves, nor titles replace competence evidence. Protecting people and the environment and improving work remain a shared organizational responsibility.

SAID EL NAJEM

Rights and method

Edition information and limits of use

Publisher and educational identity: WALERIIX INTERNATIONAL GROUP. Author: SAID EL NAJEM. First edition: October 2026. Electronic reference status verified: 19 October 2026.

Rights in the original texts, examples, illustrations and organization are reserved to WALERIIX and the author. Organization names, trademarks, standards and original texts remain their owners' property. This book implies no sponsorship, partnership or approval from any cited organization.

Nature of the explanations

This is independent educational writing. Reference overviews explain their role and scope; practical recommendations and examples express the WALERIIX approach, without being literal quotations or mandatory texts issued by those bodies. Bracketed references correspond to the source list.

Before a field decision

Determine applicable law, contract and technical reference; use the correct edition, manufacturer instructions and specialist assessment. Exposure limits, capacities, distances and rescue depend on specific conditions. Neither a permit nor engineering acceptance follows from a drawing or educational example alone.

Standards and certification

A full clause-by-clause comparison requires authorized copies of standards. This book does not reproduce complete ISO or NFPA texts. System certification is awarded by an independent body following assessment; books, consulting and attendance certificates do not guarantee it.

Updating

Sources are rechecked before contractual or regulatory use. The organization documents edition, amendment, review date and source and assesses changes to work, competence and records. ANNEX S V 13 has not been adopted as a defined reference because its identification is incomplete.

Reading guide

Chapter contents 1

1 Foundations of health safety and environment p. 7

2 Overview of international references p. 8

3 Leadership governance and culture p. 9

4 Using OSHA references correctly p. 10

5 IOSH and professional practice p. 11

6 NEBOSH and applied reasoning p. 12

7 CSP and the BCSP pathway p. 13

8 Standards editions in October 2026 p. 14

9 Harmonized structure and ANNEX S V 13 p. 15

10 Quality management under ISO 9001 p. 17

11 Health and safety management under ISO 45001 p. 18

12 Environmental management under ISO 14001 p. 19

13 Hazard identification and risk assessment p. 20

14 Risk matrix and its limitations p. 21

The chapters are followed by worked cases, forms to complete, a glossary, an educational review and official sources. The illustration atlas is integrated into the chapters.

Reading guide

Chapter contents 2

15 Hierarchy of controls and critical barriers p. 23

16 Task analysis and permits to work p. 25

17 Work at height p. 26

18 Scaffolds ladders and platforms p. 28

19 Lifting rigging and load guidance p. 29

20 Mobile equipment and traffic plans p. 30

21 Excavations and buried services p. 32

22 Electricity isolation and energy control p. 33

23 Confined spaces p. 34

24 Fire NFPA and hot work p. 35

25 Chemicals and safety data sheets p. 36

26 Dust silica and asbestos p. 37

27 Noise vibration and lighting p. 38

28 Manual handling and ergonomics p. 39

The chapters are followed by worked cases, forms to complete, a glossary, an educational review and official sources. The illustration atlas is integrated into the chapters.

Reading guide

Chapter contents 3

29 Heat occupational health and psychosocial factors p. 40

30 Personal equipment and collective protection p. 41

31 Emergencies rescue and first aid p. 42

32 Incident investigation and systemic causes p. 43

33 Audit nonconformity and improvement p. 45

34 Indicators data and management review p. 46

35 Waste water energy and emissions p. 47

36 Contractors purchasing and change management p. 49

37 Training awareness and knowledge p. 50

38 Artificial intelligence and computer vision p. 51

39 Connected devices and wearables p. 52

40 Robots drones and digital twins p. 54

41 Climate energy transition and the future p. 55

42 WALERIIX implementation plan p. 56

The chapters are followed by worked cases, forms to complete, a glossary, an educational review and official sources. The illustration atlas is integrated into the chapters.

Reference and practical chapters

1 Foundations of health safety and environment

Concepts and responsibility

Occupational health aims to prevent diseases linked to exposures and working conditions. Safety aims to control the causes of injuries and accidents. Environmental management concerns pollution prevention and resource protection. These fields meet in a recurring decision: how can work be carried out while controlling its effects on people and their surroundings? Quality adds the conformity of the product or service with what was agreed.

A hazard is a potential source of harm, such as an unprotected edge or a toxic substance. Risk is an estimate of the likelihood of harm and its severity under specified conditions. Naming the hazard is not enough: the people exposed, the route and duration of exposure, and existing controls must be described. Likelihood may decrease without changing the severity of the consequences.

A near miss is an event that did not cause the possible injury but reveals a failure requiring attention. An occupational disease may develop over several years; few reported injuries therefore do not mean the workplace is healthy. A sound assessment combines observation, interviews, measurements and records.

WALERIIX adopts a practical approach here: define the work, understand exposure, select suitable controls, verify implementation, then learn. Educational content does not, by itself, authorize hazardous work and does not replace engineering design or specialist inspection.

WALERIIX practical application

Hazard source	People exposed	Exposure pathway	Verification evidence
Open edge	Worker and person passing below	Person or tool falling	Check protection and work plan
Cutting dust	Operator and nearby worker	Repeated inhalation	Check extraction and measurement plan
Oil leak	Pedestrians and ground	Slipping or pollution	Isolate leak and check containment

Question and explanation

Explain why a site with no accidents for a month may still have high risks.

The absence of an accident is a time-limited result. Exposures, barriers and rare operations with severe consequences must be examined.

2 Overview of international references

Distinguishing references from qualifications

OSHA is a US administration that issues and enforces requirements within its jurisdiction. IOSH is a professional body offering memberships, training and qualifications. NEBOSH awards qualifications based on assessment. ISO develops international standards, while NFPA develops codes and standards covering fire and related areas. CSP is a professional certification awarded by BCSP to individuals meeting its requirements.

These names cannot be grouped under a single expression such as “mandatory worldwide laws.” An obligation may arise from local regulation, a contract or official adoption of a reference. Each project must identify its jurisdiction, sector and competent authorities before selecting limits, values and procedures.

US requirements and British guidance can help build preventive practice, provided their origin and limits of application are stated. When a client requests a stricter contractual reference, its compatibility with local law, design and manufacturer instructions is examined and the decision documented.

The WALERIIX name refers here to the writing, organization, examples and original illustrations. Organization and standard names remain their owners’ property. This book is not their official publication and proves neither WALERIIX approval nor its authorization to issue their certifications. [R1–R8]

WALERIIX practical application

Reference	Nature	Appropriate use	What it does not prove
OSHA	US regulatory administration	Identify relevant requirements	Automatic compliance in another country
IOSH and NEBOSH	Professional body and qualification awarding body	Develop skills and knowledge	Automatic authorization to train in their names
ISO and NFPA	Standards development bodies	Select a reference and edition	Company certification issued by ISO
CSP	Individual certification	Verify certified competence	An organizational management system standard

Question and explanation

Does a local attendance certificate equal a NEBOSH qualification or CSP certification?

No. State the awarding body, assessment pathway and official verification, without using the name of a qualification it has not awarded.

3 Leadership governance and culture

Turning commitment into decisions

Management commitment is demonstrated through time, budget, work design and its response when production and prevention conflict. Signing a policy is not enough if work continues with a missing barrier. Management defines authority, escalation and who may stop an activity and approve its restart.

The employer provides organization and resources; the project manager directs execution; the supervisor checks task conditions; the worker participates, reports and uses protection; the HSE professional advises, verifies and coordinates. A safety department does not take over every operational responsibility merely by being present.

A just culture examines decisions, circumstances and incentives and protects honest reports from retaliation. Deliberate violations are addressed through a fair process distinguishing error, adaptation to an impractical system and conscious breach. Blaming too quickly conceals causes and weakens learning.

An effective management meeting examines critical risks, overdue actions and resources and asks workers about real obstacles. Its success is measured by an obstacle removed or a decision changed, not the number of photos or visits. Important decisions specify an owner, deadline and evidence of completion.

WALERIIX practical application

Role	Expected decision	Authority	Evidence
Management	Provide engineered protection	Approve budget	Order and implementation
Operations	Coordinate simultaneous work	Stop an unready task	Updated daily plan
HSE	Report and verify a failure	Escalate under delegated authority	Documented report
Worker	Report a change	Stop and move away from danger	Report and field discussion

Question and explanation

How can you test the credibility of a stop-work policy?

Examine a real stoppage: was the reporter protected, the cause addressed and restart conditions checked by an authorized person?

4 Using OSHA references correctly

From regulation to checklist

Part 1926 of OSHA regulations includes construction topics, while Part 1910 concerns general industry, subject to checking each provision's scope, exceptions and cross-references. The choice depends on the work and jurisdiction, not the company's name.

Mandatory text is read with its definitions, scope, appendices and, where necessary, official interpretations. Fall heights, excavation limits and exposure values must not be transferred into a local procedure without their source, unit and conditions of application. Limits and arrangements may differ across regulations and references.

OSHA's recommended safety program practices include leadership, worker participation, hazard identification, prevention, training, program evaluation and coordination. These organizational recommendations must be distinguished from mandatory regulatory provisions. [R1, R2]

WALERIIX recommends a compliance matrix identifying activity, selected text, reason for applicability, owner, evidence and review date. A specialist should resolve conflicting interpretations. Do not claim "OSHA compliant" solely on a partial visual check or someone's attendance at awareness training.

WALERIIX practical application

Reading question	What to check	Output
Does the text apply?	Sector, activity and jurisdiction	Applicability decision
What is required?	Action, owner and timing	Specific obligation
How is execution demonstrated?	Record, test or inspection	Verifiable evidence
When should it be updated?	Regulatory or activity change	Revision history

Question and explanation

Why does a photo of a hard hat not prove facility compliance?

Compliance concerns defined requirements. The photo proves neither training, suitable selection, inspection, exposure control nor organization.

5 IOSH and professional practice

Communication competence and influence

IOSH supports professional practice and learning. Managing Safely is aimed at managers and supervisors to provide a practical understanding of safety responsibilities; it does not authorize every hazardous activity or replace specialist qualifications. Training, professional membership and the body's qualifications are distinct. [R3]

In WALERIIX practice, competence combines knowledge, skills, application and explicit limits. Understanding electrical principles does not authorize a coordinator to take live measurements. The competence register specifies the task, basis of authorization, assessment date and reassessment conditions.

Professional influence requires understanding the work and speaking in decision terms. Rather than saying "the situation is dangerous," the professional describes exposure, missing barrier, possible consequence, required action and decision owner. A feasible option is proposed with its effect on the schedule explained.

Continuing development starts from a real gap: reading, training, field application, feedback and documentation of the change achieved. Certificate numbers alone do not measure the ability to manage complexity. Professional ethics protect confidentiality and prohibit claiming unproven experience or approval.

WALERIIX practical application

Competence area	Development	Verification
Understanding hazards	Case study and site visit	Explain the harm pathway
Communication	Deliver a short briefing	Team understanding of controls
Verification	Accompany a competent inspector	Identify and document a defect
Leadership	Manage corrective action	Documented lasting effect

Question and explanation

What is the difference between assessing attendance and assessing training impact?

Attendance demonstrates participation; impact demonstrates the ability to apply controls correctly in working conditions.

6 NEBOSH and applied reasoning

Scenario based analysis

NEBOSH awards qualifications in health, safety and risk management. Its official page announces an updated International General Certificate for teaching and assessment in 2026; GIC1 and GIC2 appear in the new pathway, with transition from the previous one. Learners follow the specification guide under which they are registered and their Learning Partner’s instructions, without mixing pathway templates. [R4]

Effective study requires understanding links between cause, consequence and control. Read a scenario, identify facts and their implications without inventing events. Connect each recommendation to a real activity or exposure; a long generic answer does not necessarily demonstrate understanding.

In an educational risk assessment, describe the organization, scope, people exposed and measures actually in place. Separate existing controls from proposals and set realistic priorities, owners and deadlines. Do not claim to have made a measurement or conducted an interview that did not happen.

This book provides independent explanations and original examples without reproducing examination papers or an official question bank. Submissions to an awarding body must respect its integrity rules. The objective is to justify, discuss and apply a decision rather than memorize a formulation.

WALERIIX practical application

Learning stage	Question to ask	Practical output
Understand the scenario	Which facts are established?	List of evidence
Analyze exposure	Who may be harmed and how?	Risk description
Choose action	Why this control?	Cause-linked justification
Follow up	How can success be checked?	Verification evidence

Question and explanation

Why is “provide training” insufficient when protection is missing?

Knowledge alone does not prevent a fall. Exposure must be addressed technically, followed by suitable training, use and inspection.

7 CSP and the BCSP pathway

Individual certification and use of the title

CSP means Certified Safety Professional and is awarded to individuals by BCSP. The body examines education, experience, qualifying credentials, examination and certification maintenance requirements. Consult current requirements instead of inferring eligibility from similar diploma names. [R5]

CSP is not a stand-alone construction rulebook and does not mean its holder masters every engineering or medical specialty. The examination blueprint can identify knowledge gaps, provided preparation is distinguished from holding the certification.

WALERIIX proposes a professional portfolio of documented duties, risk analyses, improvement projects, independent reviews and continuing development. Where necessary, qualification equivalence is checked with the competent body; describing it as international or professional is insufficient.

Qualifications are listed as actually awarded, with verification number or link where available. Initials of certifications not obtained are not used. Preparation begins with diagnosis, structured study, practical application and performance review; application follows when requirements are met.

WALERIIX practical application

Portfolio element	Appropriate evidence	Error to avoid
Education	Verifiable qualification	Assume every diploma is accepted
Experience	Documented duties and dates	Inflate durations
Examination	Plan based on current blueprint	Memorize unreliable questions
Maintenance	Documented development	Treat certification as the end of learning

Question and explanation

Can CSP appear on the card of someone preparing for the examination?

No. Preparation is not attainment; precise wording must describe the actual status.

8 Standards editions in October 2026

Maintaining a controlled reference register

ISO's official page confirms publication of ISO 9001:2026 in September 2026 and ISO 14001:2026 in April 2026. Its ISO 45001 page presents the 2018 edition with the 2024 climate amendment and announces a revision expected as ISO 45001:2027. This book therefore does not treat ISO 45001:2026 as a published edition. The reference verification date is 19 October 2026. [R6, R7, R8]

The book provides original practical explanations of management principles; it does not reproduce protected text or claim literal coverage of every clause in paid editions. Formal conformity requires an authorized copy and documented comparison with the organization's system.

A new edition does not automatically invalidate every certificate on publication day. Transition arrangements are determined with the certification body and relevant authorities; actual reference and schedule must be documented without assuming a uniform period.

Begin with an inventory of documents and processes, compare the authorized text and establish a gap register. Improving practices and evidence may matter more than reformatting the manual. After changes, review competence, internal audit and management review before transition assessment.

WALERIIX practical application

Reference	Verified status	Application decision
ISO 9001:2026	Published	Obtain text and plan transition
ISO 14001:2026	Published	Compare environmental gaps
ISO 45001:2018 and 2024 amendment	Published reference	Apply and monitor the 2027 project
Revision project	Not final text	Monitor without claiming conformity

Question and explanation

What should a contract requesting ISO 45001 version 2026 specify?

State the correct published reference and agree how revisions and scope changes will be monitored, without naming an unpublished edition.

9 Harmonized structure and ANNEX S V 13

Organizing an integrated system

The common term Annex SL refers to the harmonized approach for management system standards in earlier ISO Directives. The current official Directives examined for this book present the approach in Annex Q and refer to Part 2 for use of the structure. The annex name must therefore be read with the document and edition year. [R9]

ANNEX S V 13 does not sufficiently identify a technical reference: it may be a filename, internal version or abbreviation. This book assigns it neither requirements nor an official title. Its cover, issuing body and complete reference are needed for verification.

The common structure covers context, leadership, planning, support, operation, performance evaluation and improvement. It facilitates integration without making quality, safety and environmental requirements identical: each retains intended outcomes and technical characteristics.

An organization can adopt one document-control procedure and a coordinated audit program while retaining specialist records for occupational exposure, environmental aspects and product conformity. Integration reduces duplication and improves decisions; it does not justify removing particular requirements or merging indicators measuring different things.

WALERIIX practical application

Common process	Integrable part	Retained distinction
Document control	Coding and approval	Different technical content
Risk assessment	Approval and follow-up	Health, environmental and quality criteria
Audit	Common program and report	Competence in each area
Management review	Meeting and decisions	Analysis of each system’s results

Question and explanation

Is copying the ten headings enough for an integrated system?

No. Real processes, responsibilities, evidence and decisions must be integrated while respecting each area’s characteristics.

Atlas of original illustrations

Management and improvement cycle

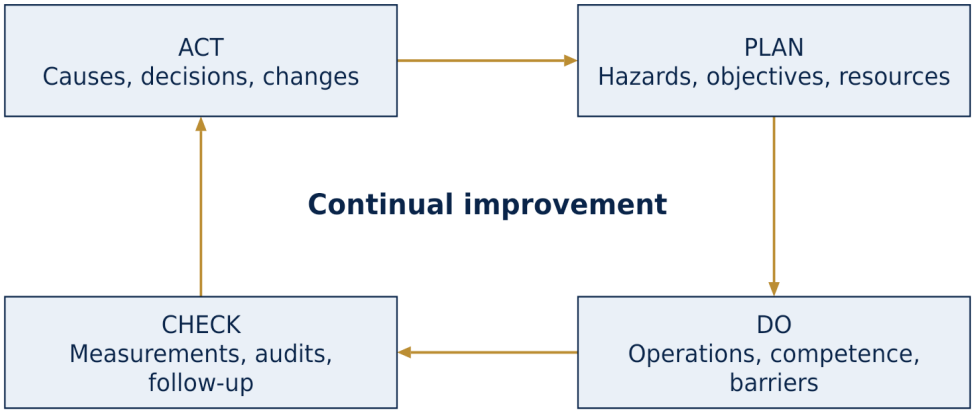

Reading the diagram

The cycle begins with context, then objectives, controls and resources before observable implementation. Verification provides information on effectiveness and gaps, then improvement turns it into decisions. Stages need not last equally, but must be connected.

Application exercise

Follow an action from hazard detection to effectiveness evidence. Who decides and what evidence belongs to each stage?

Learning criterion

Connect every element of the drawing to a decision, owner and real evidence. Resemblance to your site does not prove conformity: conditions, reference, design and competence must be examined. The trainer reviews answers with the team and turns observations into specific improvements.

10 Quality management under ISO 9001

Quality in application of the 2026 edition

Quality management begins with understanding customer requirements and applicable obligations, then translating them into executable and verifiable processes. In construction, fast concrete placement does not prove conformity: materials, controls, reviews and acceptance must be managed. In training, presenting slides is not enough; objectives and learning achievement must be verified.

In its presentation of the 2026 edition, ISO mentions clarity of requirements, quality culture, leadership, distinguishing risks and opportunities and alignment with other management systems. Details and clause numbers are checked in the authorized copy. [R6]

Process mapping defines inputs, steps, outputs, resources, owner and acceptance criteria. Measures should not be limited to activity: session numbers indicate volume, while objective achievement, learner satisfaction and certificate accuracy reflect service quality.

WALERIIX recommends connecting each commercial commitment to operational capacity and delivery evidence. When a nonconformity occurs, its effect is immediately controlled, the cause analyzed and the solution tested. An ambiguous form, missing approval or unrealistic workload may be the origin, not only inattention.

WALERIIX practical application

Training center process	Quality control	Evidence
Admission	Check conditions and announcement	Clear enrollment record
Preparation	Objectives, content and competent trainer	Approved program
Assessment	Marking criteria and integrity	Documented results
Certificate	Identity, numbering and authorization	Issue and verification register

Question and explanation

A client reports a name error on a certificate: what should be done?

Correct the document and control the cancelled version, then review data source and pre-issue verification and track recurrence.

11 Health and safety management under ISO 45001

From participation to operational control

ISO 45001 provides a framework for occupational health and safety management. The published reference used here is 2018 with the 2024 amendment; no new requirements are attributed to a supposed 2026 edition. The authorized text remains the detailed verification reference. [R8]

The system covers context, leadership, worker participation, hazard identification, planning, support, operation, evaluation and improvement. A central risk register is insufficient if supervisors do not understand it or controls are unavailable in the field.

Routine and nonroutine tasks, contractors, visitors, changes and emergencies are included. Purchasing and contracting are coordinated to avoid introducing unassessed equipment, materials or methods. Critical barriers whose absence prevents starting are identified.

Consultation, seeking views before a decision, differs from participation in assessments, investigations and procedures. Language, fear and time barriers are removed. The organization examines effectiveness evidence, including action closure quality and exposure control, while protecting health data. System certification does not guarantee an accident-free workplace.

WALERIIX practical application

Topic	Field application	Testable evidence
Participation	Worker reviews the method	Change based on the observation
Purchasing	Specify a cutting tool	Technical acceptance before receipt
Control	Check barrier before task	Dated field check
Improvement	Change after a near miss	Later effectiveness test

Question and explanation

What indicates a paper-only system?

Complete procedures while barriers remain absent, the team does not know them and decisions on resources and follow-up are missing.

12 Environmental management under ISO 14001

Practical application of the 2026 edition

The ISO page confirms publication of ISO 14001:2026. This chapter presents general environmental practice consistent with the system's purpose; identifying textual differences from 2015 requires comparison of the two authorized editions. [R7]

An environmental aspect is an activity element interacting with the environment: water use, dust emissions or waste generation. Impact is the resulting change, such as resource depletion, soil pollution or neighborhood nuisance. The register distinguishes normal, abnormal and emergency conditions, and possible control or influence.

A life-cycle perspective goes beyond the premises: supplier choice, packaging, transport, use and end of life are considered within the organization's influence. It is unnecessary to claim a complete life-cycle assessment for every purchase to consider these relationships.

WALERIIX recommends written significance criteria combining severity, scale, frequency, receptor sensitivity and applicable obligations. A legal obligation or major environmental accident risk can independently warrant escalation. Objectives connect to measurable results, operational plans and data-quality verification.

WALERIIX practical application

Activity	Aspect	Possible impact	Proposed action
Equipment washing	Contaminated water	Drainage or soil pollution	Suitable collection and treatment
Fuel storage	Possible leak	Soil and water pollution	Containment, inspection and response
Purchasing	Packaging and transport	Resources and emissions	Compare suppliers and specifications
Concrete cutting	Dust	Exposure and nuisance	Control at source and protect surroundings

Question and explanation

Does recycling some paper prove environmental system effectiveness?

No. Significant aspects, obligations and activities with the greatest impacts must be addressed with evidence and results.

13 Hazard identification and risk assessment

Developing explainable professional judgment

First define task limits: people, timing, place, equipment, products and interfaces. Observe real work, ask those doing it, then review events, manufacturer instructions and available measurements. Cleaning a stopped machine has different risks from normal operation, even under the same activity name.

Describe cause, pathway and consequence: “an unprotected cable crosses the pedestrian route and may be damaged or cause tripping while carrying a load.” Simply writing “electricity” is insufficient. Include differently exposed groups: new starters, contractors, maintenance workers and visitors.

Initial risk is estimated under an explicit assumption about controls, then residual risk after verified implementation. A proposed but unimplemented measure does not lower current risk. A severe scenario may require engineering action even if rated medium.

Review after changes to equipment, route, materials or influential weather, and after events or failures. Explain it in an understood language before execution. Assessment supports decisions, not the production of a green color.

WALERIIX practical application

Field	Weak wording	More precise wording
Hazard	Crane	Load falling due to unsuitable rigging
People	Everyone	Riggers and passersby in the lifting area
Action	Be careful	Prohibit passage and verify rigging
Owner	Safety department	Designated lifting supervisor with operations

Question and explanation

Is risk reduced after purchasing protection or after installing and checking it?

After implementation and verification of adequacy. Purchasing alone does not change current exposure.

14 Risk matrix and its limitations

Five level educational example

The following matrix is an educational tool designed by WALERIIX, not a universally mandatory ISO or OSHA matrix. It combines likelihood from 1 to 5 and severity from 1 to 5, using their product to prioritize. These are approximate rankings, not precise statistical probabilities.

Likelihood is described according to conditions: rare under control, unlikely, possible, likely or frequent. Severity ranges from limited effects to death or multiple major consequences. Before use, the organization defines descriptions, exposure unit and decision rules.

In this example, 1 to 4 means monitoring controls; 5 to 9 means planned improvement; 10 to 16 prevents starting or requires suspension until an approved reduction; 17 to 25 requires stopping, isolation and escalation. These are proposed internal thresholds, not legal work authorization.

Example: a fall from an unprotected edge with severity 5 and likelihood 4 scores 20. After installing and checking suitable collective protection, likelihood might become 1, giving 5 while severity stays 5. A further major-accident rule is needed: a missing critical barrier is unacceptable regardless of the calculated color.

WALERIIX practical application

Likelihood and severity	1	2	3	4	5
1	1	2	3	4	5
2	2	4	6	8	10
3	3	6	9	12	15
4	4	8	12	16	20
5	5	10	15	20	25

Question and explanation

Why can two people rate the same risk differently?

Their understanding of exposure, controls or rating levels may differ. Common descriptions and discussion of facts help calibrate judgment.

Atlas of original illustrations

Reading a barrier analysis

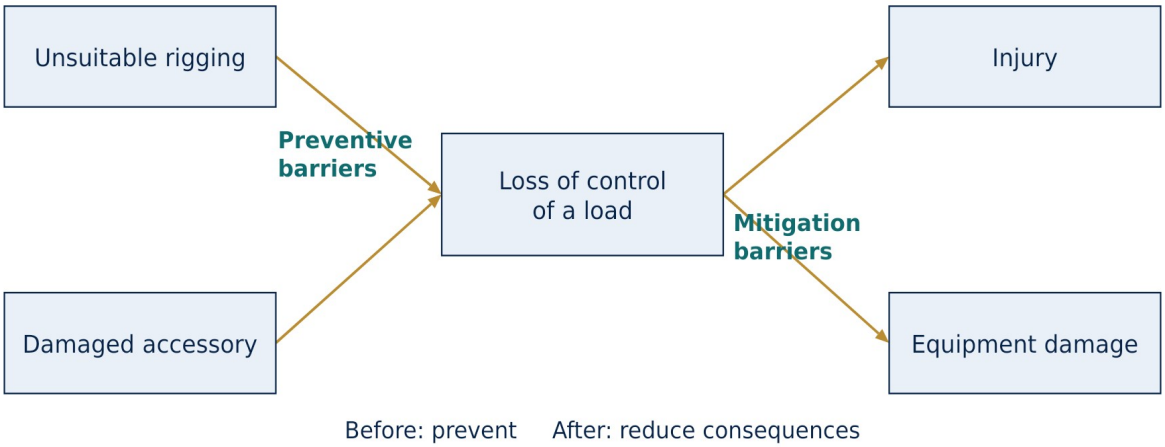

Reading the diagram

The diagram places lost control at the center with possible causes before and consequences afterward. Preventive barriers reduce occurrence; mitigation limits effects. Each needs performance, ownership and testing. This simplified drawing is not a complete lifting analysis.

Application exercise

Propose a preventive and a mitigating barrier for lifting, then verification without exposing anyone.

Learning criterion

Connect every element of the drawing to a decision, owner and real evidence. Resemblance to your site does not prove conformity: conditions, reference, design and competence must be examined. The trainer reviews answers with the team and turns observations into specific improvements.

15 Hierarchy of controls and critical barriers

Choosing a control that addresses the cause

The hierarchy prioritizes elimination, then substitution, engineering controls, administrative controls and finally personal protective equipment. NIOSH presents this order to favor more effective exposure reduction. It does not exclude combining suitable levels. [R10]

Ordering pre-cut parts may eliminate onsite cutting and its exposure. Replacing a product with a safer one requires checking for new hazards. Local extraction and barriers act on the pathway; training, rotation and permits organize work. PPE remains a layer with limitations in fit, use and maintenance.

Barrier analysis identifies the central event, preventive measures before it and mitigation afterward. A barrier is critical when its loss significantly increases the likelihood or consequences of a serious accident. It needs an owner, performance criterion, inspection, frequency and failure response.

Checks must test function, not just presence. An alarm may be present but inaudible; an anchorage may exist but not suit the design. Work affected by critical barrier failure stops until control is restored and restart approved.

WALERIIX practical application

Level	Practical example	Verification
Elimination	Assemble on the ground rather than at height	Avoid transferring danger
Substitution	Less volatile product	Compare safety data
Engineering	Extraction at the tool	Flow, effectiveness and maintenance
Administrative	Planning, separation and permits	Understanding, use and coordination
PPE	Protection suited to exposure	Fit, inspection and training

Question and explanation

How does a prohibition sign differ from a barrier preventing pedestrian entry?

The sign relies on behavior and attention; a physical barrier directly limits access within its design limits.

Atlas of original illustrations

Visual hierarchy of controls



Preferred order with suitable combinations of controls

Reading the diagram

This order avoids always starting with PPE. Examine removal of activity or exposure, substitution and engineering, with organization, competence and PPE where needed. Assess any new danger introduced by replacement.

Application exercise

For onsite cutting, propose five options and distinguish source controls from behavior-dependent ones.

Learning criterion

Connect every element of the drawing to a decision, owner and real evidence. Resemblance to your site does not prove conformity: conditions, reference, design and competence must be examined. The trainer reviews answers with the team and turns observations into specific improvements.

16 Task analysis and permits to work

Checking readiness before starting

Task analysis breaks work into steps and describes each step’s hazards, controls and owners. The team checks it against the actual location and lifting, excavation, electricity and traffic interfaces. Some tasks require specialist assessments beyond this simplified analysis.

A permit provides verification, coordination and authorization within the organization’s system; it replaces neither assessment, isolation nor competence. It defines place, activity, duration, team, isolations, checks, suspension conditions, emergency response and handback.

Permits are suspended when conditions change: lost communication, weather exceeding approved limits or uncoordinated nearby work. A shift ending is not an automatic extension; handover and checks follow the adopted system. Issuing, accepting work and managing the area are separated where possible.

Signatures must not become a formality. The issuer asks for an explanation of critical barriers and sees the evidence. Closure follows checking tool removal, protection reinstatement, equipment state and communication to affected parties.

WALERIIX practical application

Permit stage	Decisive question	Decision
Preparation	Assessment and isolations ready?	Accept or complete
Issue	Does the site meet conditions?	Defined authorization
Execution	Has anything changed?	Continue or suspend
Closure	Has a safe state been restored?	Documented handback

Question and explanation

Does a signed permit allow work to continue when an unassessed danger appears?

No. Suspend the activity, reassess the change and coordinate work before reapproval.

17 Work at height

Preventing falls before arresting them

Fall risk exists wherever a person may fall to a level causing injury, including openings, fragile surfaces, edges and temporary workplaces. Identification does not depend on a single height generalized to all references. Consult applicable law and task conditions. [R11]

Planning begins by avoiding height work, then selecting suitable platform, collective protection and access. Where an individual system is necessary, the specialist distinguishes restraint, fall arrest and work positioning. Harnesses, lanyards and connectors are not interchangeable across every function.

Fall arrest requires checking anchorage, compatibility, fall distance, clearance and pendulum effects using manufacturer data and specialist design. This book gives no generic clearance: it varies with system, lanyard, absorber, anchor position and user dimensions.

A feasible rescue plan is prepared before work, with suitable team, equipment, communication and exercise. Calling emergency services alone is insufficient when a suspended worker needs rapid specialist rescue. Protect the area below against falling tools and materials and review weather.

WALERIIX practical application

Readiness item	Acceptance evidence	Reason to suspend
Edge protection	Approved installation and inspection	Missing or loose component
Access	Means suited to task	Improvised climbing
Personal system	Compatibility, design and inspection	Damage or unapproved anchorage
Rescue	Plan, team and equipment	Unworkable plan

Question and explanation

Why is wearing a harness insufficient?

Protection depends on a complete suitable, anchored and inspected system with necessary clearance and a rescue plan.

Atlas of original illustrations

Collective edge protection

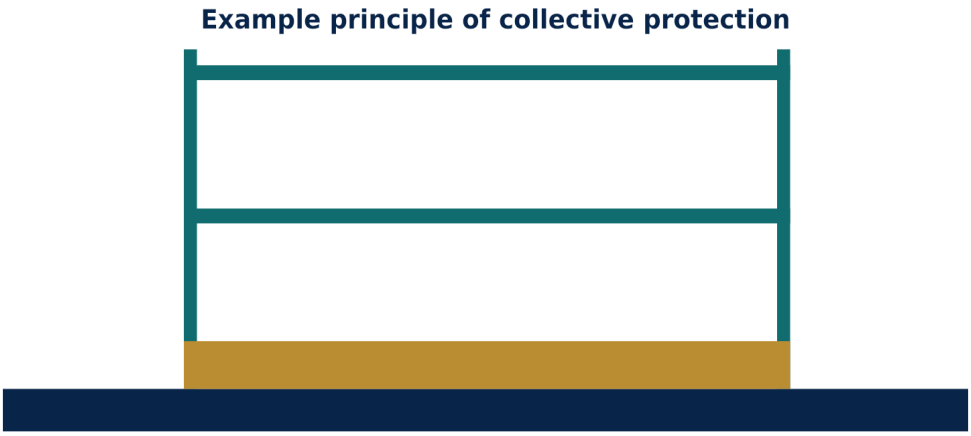

Dimensions, anchors and strength follow the approved design

Reading the diagram

The drawing illustrates only a collective-protection principle, without dimensions, resistance, spacing or fixings. These come from the approved system, design and local requirements. It authorizes neither improvised fabrication nor acceptance of untested materials.

Application exercise

Which documents and checks are needed before acceptance? Distinguish presence and shape from engineering performance.

Learning criterion

Connect every element of the drawing to a decision, owner and real evidence. Resemblance to your site does not prove conformity: conditions, reference, design and competence must be examined. The trainer reviews answers with the team and turns observations into specific improvements.

18 Scaffolds ladders and platforms

Choosing stable access

Select work equipment according to duration, load, height, environment and mobility. A ladder does not replace every platform, and a tag does not automatically make a scaffold safe. Design, erection, use and inspection require competent people.

Review ground bearing, bases, supports, ties, access, decks and protection against people and objects falling. Define load class and distribution; unauthorized additions and removals are prohibited. Nets or sheeting can alter wind forces and require engineering verification.

For ladders, check steps, stiles, securing and suitability; prevent overreaching and carrying loads that compromise balance. For elevating platforms, examine ground, slope, overhead obstacles, crushing, emergency lowering and manufacturer instructions.

Reinspect scaffolds after changes or events affecting stability, according to requirements. This book gives no erection design, tie spacing or capacity: these come from the design and system used. Incompatible components must not compensate for missing parts onsite.

WALERIIX practical application

Means	Verification	Practice to avoid
Scaffold	Bases, ties, decks and access	Remove a tie to pass through
Ladder	Suitability, securing and condition	Place it on piled materials
Elevating platform	Ground, surroundings and emergency lowering	Exceed manufacturer limits
Mobile tower	Assembly and stability per instructions	Move with occupants in an unauthorized manner

Question and explanation

Does adding a net to an approved scaffold require assessment?

Yes. Wind forces and stability can change; consult design and the specialist before use.

19 Lifting rigging and load guidance

Coordinating an operation with severe consequences

Lifting begins with known mass, center of gravity, approved lifting points, route and landing place. Crane and accessories are selected for actual configuration, radius, capacity and environment. The plan considers bearing capacity, buried services, obstacles and power lines. [R12]

Planning, supervision, operating, rigging and signaling roles are assigned according to competence and authorization. Clear communication and a stop signal understood by all are agreed. Do not start with missing decisive load information or an insufficient plan.

Chains, slings, hooks, markings, identification, capacities, condition and compatibility are checked. Sling angles, shape, edges and suspension affect forces; calculations and selection require a qualified person. Doubtful accessories are quarantined and not returned after improvised repair.

Presence under suspended loads is prohibited and pedestrians excluded. Wind limits follow manufacturer, plan, load and configuration, without a universal speed. Examine simultaneous work, crane interference and safe cancellation.

WALERIIX practical application

Stage	Verification	Decision owner
Before planning	Mass, center of gravity and route	Competent planner
Before execution	Crane configuration and ground	Supervisor and operator
Rigging	Accessories, points and markings	Competent rigger
Movement	Isolated area and communication	Supervisor and signaling team

Question and explanation

What should be done with a chain lacking clear identification?

Quarantine it and request a verified replacement without inferring capacity from appearance or thickness.

20 Mobile equipment and traffic plans

Preventing encounters between pedestrians and machinery

Mobile equipment presents collision, crushing, trapping, overturning and dropped-load risks. Reversing, gates, unloading and maintenance are critical situations. A driving document alone does not prove competence for every machine and task.

WALERIIX recommends physical separation where possible, less reversing and defined traffic directions and controlled crossings. Local speeds depend on visibility, ground and flows. Dust, lighting and truck interfaces are addressed before relying on warnings.

Before use, examine daily checks, brakes, steering, tires or tracks, lighting, alarms, safety devices and leaks according to the manufacturer. Verify competence, authorization and familiarity with the site and attached accessory.

Maintenance follows securing, isolation and control of gravity and raised parts. A safety-related defect requires withdrawal, identification and repair. Safety devices are not bypassed to recover production; guides stay clear of trapping zones and retain an escape route.

WALERIIX practical application

Area	Main hazard	Organizational or engineering solution
Gate	Truck and pedestrian crossing	Separate pedestrian entrance
Unloading	Reversing and poor visibility	Isolated area and defined route
Maintenance	Raised part descending	Approved supports and isolation
Bend	Obstructed view	Change layout and lighting

Question and explanation

Does a reversing camera remove the need to separate pedestrians?

No. It is an aid that can fail or be obstructed; separation and reduced reversing remain essential.

Atlas of original illustrations

Separating pedestrians and equipment

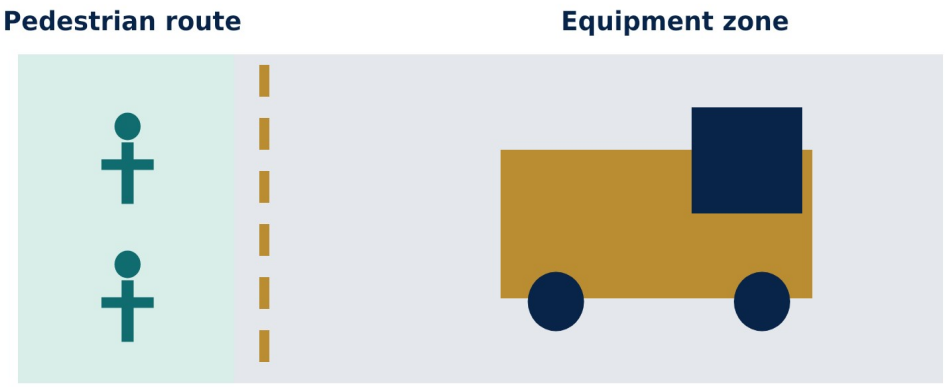

Separation principle, not a site execution plan

Reading the diagram

The drawing shows pedestrian space separated from equipment traffic. A real plan examines entrances, crossings, reversing, emergencies, visibility, ground and loading. It defines no speed, road width or design dimensions.

Application exercise

Identify three gate conflicts and propose an engineering change and operational check for each.

Learning criterion

Connect every element of the drawing to a decision, owner and real evidence. Resemblance to your site does not prove conformity: conditions, reference, design and competence must be examined. The trainer reviews answers with the team and turns observations into specific improvements.

21 Excavations and buried services

Preventing collapse and service strikes

Sides can collapse suddenly, affecting nearby buildings, roads and services. Water, gas, falls and falling equipment or materials threaten workers. HSE emphasizes planning, suitable protection, supervision and competent inspection. [R13]

Collect service information from reliable sources; plans, detection and safe confirmation follow specialist procedures. A plan alone does not prove absence of services. Define boundaries, approach method, permits and coordination with service owners.

The specialist selects protection based on soil, depth, water, loads, vibration, duration and surroundings. No slope angle or spoil setback is universal. Entry is prohibited until stability, access and protection from traffic and edge loads are verified.

Inspect after influential changes including rain, vibration or prolonged interruption according to the applicable system. Cracks, falling soil or uncontrolled water require evacuation and reassessment. Rescue does not mean sending colleagues into a collapsed unstable excavation.

WALERIIX practical application

Information needed	Decision effect	Evidence
Soil and water	Protection and drainage choice	Engineering assessment
Buried services	Digging method and isolation	Detection, confirmation and coordination
Edge loads	Stability	Layout and storage plan
Rain and vibration	Reinspection	Record and update

Question and explanation

Why does depth alone not prove excavation safety?

Stability also depends on soil, water, loads, neighboring structures, protection and changing conditions.

22 Electricity isolation and energy control

Preventing unintended restart

Hazards include electric shock, burns, arc flash and fire. Hazardous energy also includes pressure, movement, springs and gravity. Preparation identifies sources, isolation points and moving or energy-storing parts.

Isolation involves separation, suitable lockout and identification, release or restraint of stored energy and verification before intervention. Electrical checks are performed by qualified people using suitable equipment and methods; no improvised live testing by nonspecialists.

An operating stop, even an emergency stop, is not isolation. Group isolation and shift changes define lock ownership, duties and handover. Another person’s lock is removed only under an authorized documented exceptional procedure verifying that person’s and the area’s safety.

Panels, cables, protection, earthing and environmental suitability follow design and specialist requirements. NFPA 70E covers electrical safety at work; NFPA 70 concerns installations. The edition depends on contract and authority. This book assigns no arc-flash PPE category without specialist study. [R14]

WALERIIX practical application

Stage	Objective	Error prevented
Inventory	Identify all energy	Forget a secondary source
Isolation and lockout	Prevent reenergization	Restart by a third party
Release and restraint	Control stored energy	Sudden descent or movement
Verification	Prove safe condition	Rely on assumptions

Question and explanation

Is stopping a machine at the control panel enough before cleaning?

No. Isolation and verification suited to task and energies are required before exposure to dangerous parts.

23 Confined spaces

Preventing unplanned entry and improvised rescue

Tanks, pits and ducts can contain toxic, flammable or oxygen-deficient atmospheres and engulfment, trapping, heat or energy hazards. Size alone does not define a confined space. Assess legal definition, access, activity and expected atmosphere. [R15]

Avoid entry through suitable external means first. If unavoidable, provide effective isolations, atmosphere assessment, ventilation, communication, external supervision, rescue means and trained team. Ventilation or one reading does not guarantee stable conditions.

The specialist selects detector, gases, points, frequency and thresholds according to reference and activity. Inspection, calibration and response tests follow the manufacturer. Smell, flame and sending in an unprotected person are not ways to judge the atmosphere.

The attendant monitors entrants, conditions and communication; alarms or lost control require evacuation. If someone collapses, a colleague does not spontaneously enter: planned rescue with equipped competent personnel is activated. Specialist respiratory protection may be necessary and requires competent selection.

WALERIIX practical application

Entry condition	Readiness evidence	Evacuation reason
Isolation	Sources identified and secured	Leak or changed state
Atmosphere	Documented suitable readings	Alarm or unacceptable value
Supervision	Person and effective communication	Communication loss
Rescue	Plan, means and team	Inability to respond

Question and explanation

What should an unequipped colleague do first if someone collapses in a tank?

Do not enter; raise the alarm, activate specialist rescue and secure the area according to plan.

24 Fire NFPA and hot work

Preventing ignition and ensuring evacuation

Fire requires fuel, oxidizer, ignition and sustained reaction. Prevention begins with combustible reduction, ignition management and separation of storage and operations. An extinguisher compensates for neither poor planning nor blocked exits.

References include NFPA 10 for portable extinguishers, NFPA 13 for sprinklers, NFPA 72 for alarms, NFPA 101 for life safety and NFPA 51B for hot work. Numbers are not edition years. The specialist determines text, edition and mandatory status for the project. The NFPA 10 page presents the 2026 edition. [R16]

The hot-work permit examines nearby materials, concealed spaces, sparks, isolation, ventilation, firefighting means and post-work watch. Watch duration depends on reference, procedure and assessment; no universal duration should be invented.

Selection, placement, inspection and maintenance follow a program suited to hazard and adopted text. Untrained people do not tackle developed fires or smoke threatening escape. Alarm and evacuation come first; initial intervention requires training, site plan and a maintained safe exit.

WALERIIX practical application

Prevention layer	Verification example	Evidence
Prevent ignition	Control hot work	Permit and inspection
Limit spread	Separate storage and compartments	Technical inspection
Detect and warn	Test system suitability	Test records
Evacuate and respond	Exits, counting and drill	Report and actions

Question and explanation

How does visual checking differ from technical extinguisher maintenance?

The first checks apparent condition and access; maintenance requires specialist skills, procedures and equipment.

25 Chemicals and safety data sheets

Controlling exposure and compatibility

Management combines an updated inventory, trade names, identity, quantities, locations, uses and safety data sheets. Risk varies with concentration, form, use, temperature, ventilation and duration. Calling a substance “known” is insufficient.

The SDS covers hazards, first aid, fire, storage, exposure and spills. Use the actual product’s current information and request missing details from the supplier. Every container, including secondary ones, is clearly identified.

Storage follows chemical compatibility, not just alphabetical order; products can react when leaking. Specialist assessment determines ventilation, containment, transport, protection and cleaning. Do not mix cleaning products or unknown wastes or smell a container to identify it.

The specialist selects gloves, respiratory protection and eyewear by properties, exposure and compatibility. Only small spills within team skills and equipment are addressed under the plan. Unknown atmospheres or large leaks require isolation and specialist response. No spill should enter drainage without suitable assessment and authorization.

WALERIIX practical application

Before use	Question	Evidence
Identification	Known and labeled product?	Label and SDS
Substitution	Safer option?	Technical comparison
Control	Ventilation and containment sufficient?	Assessment and checks
Emergency	Response plan available?	Equipment, training and communication

Question and explanation

Why not choose every glove by thickness?

Thickness does not prove chemical resistance. Compatibility, suitable breakthrough time and instructions are required.

26 Dust silica and asbestos

Protecting against invisible hazards

Cutting, grinding and demolition can generate inhalable dust; concrete, stone and other materials may contain crystalline silica. Exposure may exceed visual impressions. NIOSH recommends source control and suitable practices. [R17]

Consider eliminating or changing the process, then suitable wet methods or extraction designed for equipment and material. Cleaning avoids resuspension. A disappearing cloud does not prove compliance; specialist personal monitoring and comparison with the applicable reference may be required.

Before demolition or maintenance of old buildings or suspect material, possible asbestos, lead and other hazards are checked through specialist surveys and analysis. Do not drill unknown material for an improvised sample. Suspend affected work until identification and a suitable method.

Respirators belong to a program of fit, inspection, maintenance, training and medical restrictions where needed. A simple mask replaces neither exposure assessment nor specialist removal. Exposure histories and measurements are retained under legal and confidentiality requirements.

WALERIIX practical application

Activity	Prior check	If in doubt
Concrete cutting	Dust-control method	Suspend and reassess
Old demolition	Hazardous-material survey	Prohibit intervention and seek advice
Cleaning	No-resuspension method	Modify method
Respiratory protection	Fit and compatibility	Review selection and training

Question and explanation

Does using water automatically prove safe exposure?

No. Verify effectiveness and actual exposure; specialist planned measurements may be needed.

27 Noise vibration and lighting

Measuring exposure before concluding

Noise affects hearing, communication and attention; exposure depends on intensity, duration, spectrum and simultaneous operations. Suitable equipment and method are required. Personal dosimetry may be preferable to a brief area measurement.

Controls include quieter equipment, maintenance, isolation, absorption, separation and exposure organization, then hearing protection where needed. Review alarm and communication audibility. Hearing conservation includes specialist surveillance according to exposure and requirements.

Hand-arm vibration may come from portable tools; whole-body vibration concerns vehicles, seats and ground. Changing gloves is insufficient: examine tool, duration, maintenance, force, posture and mechanization. Manufacturer data are not certain individual exposure without examining their conditions.

Lighting covers detailed tasks, routes and emergencies while limiting glare, shadows and excessive contrast. A specialist selects levels and methods according to activity and local reference. The book gives no universal exposure limits because values and calculations vary.

WALERIIX practical application

Factor	Data to record	Control option
Noise	Task, duration and measurement	Source reduction and isolation
Hand-arm vibration	Tool and actual use time	Alternative and reduction
Whole-body vibration	Route, speed and seat	Improved ground and maintenance
Lighting	Task, shadows and glare	Redistribute lighting

Question and explanation

Why is one noise reading at the gate insufficient?

It may not represent the worker’s tasks, locations and exposure duration over the shift.

28 Manual handling and ergonomics

Designing around human capabilities

Risk depends on mass, shape, stability, distance from the body, pickup height, repetition, twisting, route and ground. No single weight is safe for everyone. Individual differences, fatigue and health limitations are considered without stigma.

First remove or reduce unnecessary handling, then change packaging, storage height or suitable aids. Improve space, grips, routes and lighting. Technique training helps but cannot alone resolve awkward loads or excessive repetition.

Assessment includes desk, screen, chair, repetition, tools and prolonged standing. Early complaints may reveal design problems before lasting injury. Changes are trialed with the user and results reviewed.

Team lifting requires a leader, instructions, route and landing place; more people do not make every load suitable for manual handling. Aid-related trapping, overturning and unsuitable ground are also examined. Persistent symptoms are referred to suitable occupational health services.

WALERIIX practical application

Factor	Diagnostic question	Possible adjustment
Load	Grip or vision difficult?	Change packaging or transport
Environment	Narrow or uneven route?	Improve route
Repetition	Enough recovery?	Redesign and distribute
Posture	Twisting imposed?	Change height and position

Question and explanation

What is the first solution for a bulky load blocking vision?

Change transport, split it or use a suitable aid rather than simply asking the worker to be careful.

29 Heat occupational health and psychosocial factors

Prevention before symptoms

Heat risk combines weather, humidity, radiation, exertion, clothing, acclimatization and health. Air temperature alone does not represent total heat stress. A competent assessment, activity and monitoring of more exposed groups underpin the program. [R18]

WALERIIX recommends reducing heat load, organizing work and breaks, shade, water, progressive acclimatization, communication and symptom monitoring. A specialist defines assessment, hours and stopping; do not wait for illness to establish program inadequacy.

Confusion, loss of consciousness or severe heat-related symptoms require immediate emergency activation, with first aid within training and plan. Do not leave the casualty alone or give fluids to an unconscious person. Examine the event and conditions after care.

Psychosocial factors include pressure, unclear roles, bullying, violence, low autonomy and isolation. They are addressed through organization, resources, fairness and participation, not only individual resilience. Health information stays confidential; only necessary restrictions and fitness information are shared with operations, without diagnoses.

WALERIIX practical application

Factor	Field indication	Organizational response
Heat	Fatigue and repeated complaints	Reschedule and control exposure
Fatigue	End-of-shift errors	Review hours and recovery
Psychological pressure	Unclear role or permanent conflict	Clarify duties and support
Confidentiality	Medical reports circulated	Limit access and separate records

Question and explanation

Is water distribution enough to prevent heat stress?

No. Exposure, exertion, breaks, acclimatization, monitoring and response require combined control.

30 Personal equipment and collective protection

Selection compatibility and inspection

PPE is selected from task, exposure, product standards and user fit. Buying the cheapest marked product is insufficient. Supplier, documentation, authenticity, intended use and compatibility are checked.

Unsuitable eyewear can affect respirator sealing; hearing protection can alter signal understanding. Selection requires trials, user feedback and instruction on wearing, checking, cleaning, storing and replacing. Unauthorized modification is prohibited.

Collective protection is preferred where it addresses several people’s exposure at source or along the pathway: barriers, containment and ventilation. Installation, acceptance, maintenance and reinstatement have owners. Removing protection for delivery requires assessment, authorization and suitable alternative control.

Records distinguish purchase, first use, periodic inspection and manufacturer service-life limits. Damaged or doubtful equipment is quarantined; return requires competent decision. A receipt signature proves neither suitability nor sufficient training.

WALERIIX practical application

Stage	Verification	Record
Purchasing	Specification, supplier and documents	Technical acceptance
Distribution	Size, compatibility and training	Receipt and practical assessment
Use	Pre-work inspection	Defect reporting
Withdrawal	Isolation and no reuse	Replacement or destruction

Question and explanation

Why is “everyone wears PPE” insufficient in an assessment?

Specify equipment, function, limits, compatibility, training, inspection and verification owner.

31 Emergencies rescue and first aid

Building testable response capability

The plan starts from realistic scenarios: fire, serious injury, leak, collapse, lost communication, severe weather, lifting or confined spaces. It defines detection, alarm, command, requests for assistance and information transfer.

Evacuation considers people’s locations, exits, assembly and needs of visitors, disabled people and lone workers. Access, lighting and signs are checked. Counting reconciles actual presence and lists without requiring dangerous re-entry.

First aid provision follows headcount, activity, distance to care and shifts. Review equipment availability, first-aider competence, communication and site guidance. This book gives neither treatment prescriptions nor advanced medical actions beyond recognized training.

Progressive safe drills test alarm receipt and understanding, command, counting, communication and reception of assistance. Gaps become actions to close. Evacuation speed alone is not success if it causes crowding or leaves people unaccounted for.

WALERIIX practical application

Function	Prior decision	Test
Alarm	Primary and backup means	Does it reach all areas?
Command	Leader and deputy	Does the team know whom to follow?
Counting	Present-person list	Contractors and visitors included?
External assistance	Address and reception	Can it arrive without delay?

Question and explanation

What follows a drill revealing no visitor-counting method?

Modify entry and counting, then retest with owner, deadline and effectiveness evidence.

32 Incident investigation and systemic causes

Learning without rushing to blame

Response begins with protecting lives, preventing escalation, reporting as required and preserving evidence without obstructing rescue. Scope and potential severity are set: a near miss revealing major failure may need deeper investigation than a minor injury.

Collect timeline, location, equipment, tasks, weather, permits, training and changes. Use open interview questions in a fair setting; distinguish what witnesses saw, heard and inferred. Preserve photo and record sources, dates and confidentiality.

Build a timeline and test hypotheses. “The worker was not paying attention” is insufficient: why was exposure possible, why did the decision seem reasonable then, and which barriers were missing? Repeated why questions and cause trees organize analysis without automatically establishing truth.

Actions distinguish immediate correction from systemic planning, purchasing or maintenance causes. Each has an owner, deadline and acceptance criterion. Close after effectiveness testing and sharing learning without unnecessary personal information.

WALERIIX practical application

Information	Example	Treatment
Established fact	Protection absent in a photo	Document source and date
Testimony	Someone heard an alarm	Compare other evidence
Hypothesis	Production pressure influenced action	Test before concluding
Action	Change area handback	Measure execution and effect

Question and explanation

Is retraining only the worker always a root-cause action?

No. Demonstrate a competence gap and address contributing conditions, barriers and decisions.

Atlas of original illustrations

From event to learning

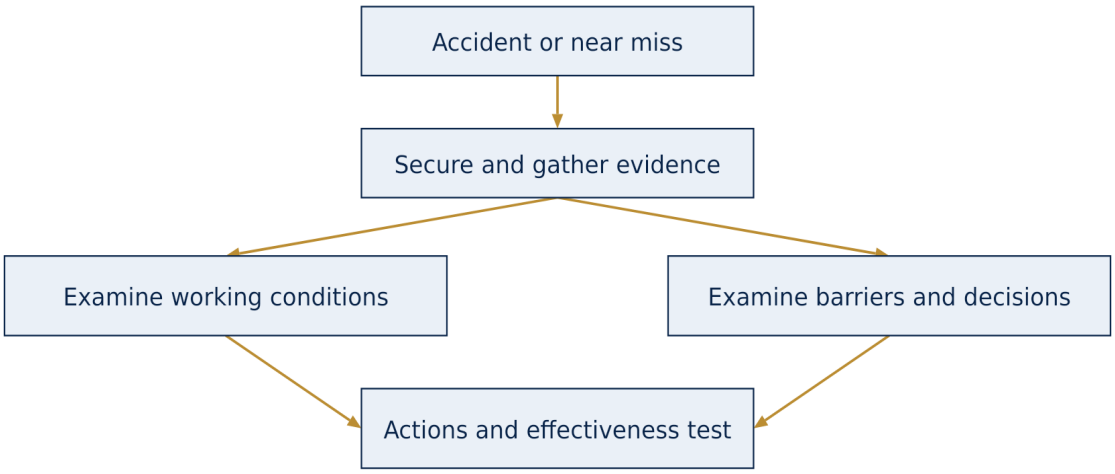

Reading the diagram

Investigation gathers facts, understands circumstances, barriers and decisions and tests solutions. Information is not always linear: new evidence can challenge a hypothesis. Unproven information remains identified as such.

Application exercise

Classify five report statements as fact, testimony, hypothesis or action. Which need further evidence?

Learning criterion

Connect every element of the drawing to a decision, owner and real evidence. Resemblance to your site does not prove conformity: conditions, reference, design and competence must be examined. The trainer reviews answers with the team and turns observations into specific improvements.

33 Audit nonconformity and improvement

Distinguishing observation from conclusion

Audits systematically collect evidence against defined criteria. They differ from daily inspection of field conditions and investigation explaining an event. The program specifies scope, priorities, competence, independence, methods and timing.

A nonconformity links requirement, evidence and gap. “The site is bad” is vague; “the procedure requires pre-use checks, and no record or evidence of execution was presented for selected equipment” is verifiable. Sampling is not a check of the entire population.

Follow the process from decision to execution: an activity, assessment, purchasing, competence, permits, inspections and results. This reveals gaps between departments. The responsible person may clarify evidence before findings are finalized.

Closing a document is not resolving the problem. A photo proves installation at an instant; later checking maintenance and retention measures effectiveness. Management review uses results to decide resources, changes and priorities, not merely receive lengthy reports.

WALERIIX practical application

Stage	Audit question	Output
Criteria	What is the comparison basis?	Clear scope
Sample	Sufficient reliable evidence?	Dated notes
Finding	Where is the specific gap?	Verifiable result
Follow-up	Has the cause been addressed?	Effectiveness decision

Question and explanation

What is missing from a nonconformity saying “absence of safety”?

The requirement, objective evidence, place, date and precise gap description.

34 Indicators data and management review

Measuring what changes decisions

Management needs outcome and prevention indicators. Outcomes cover injury, disease, environmental events and service nonconformity; prevention measures verification quality, monitoring, closures and competence. More inspections do not compensate for poor control of critical risks.

Each indicator defines numerator, denominator, unit, period, source and owner. For illustration, a per-million-hours frequency rate equals internally defined cases multiplied by one million divided by actual hours worked. It cannot be directly compared with a 200000-hour rate or another injury definition.

Fictitious example: two cases in 400000 hours give 5 per million. This descriptive calculation proves neither causes nor prevention quality; small groups produce large fluctuations. Reporting quality and completeness affect interpretation.

WALERIIX recommends critical-barrier verification coverage and closure quality, plus review of unresolved reports. Present trends, context and limitations instead of rankings on one number. Incentives must not encourage concealment of injuries or reports.

WALERIIX practical application

Indicator	Proposed definition	Limitation
On-time closure	Actions closed on time divided by actions due	Potentially superficial closure
Barrier verification	Completed divided by planned checks	Check quality must be examined
Near misses	Reports addressed	Increase may reflect trust
Water use	Volume per activity unit	Depends on work type

Question and explanation

Is the lowest-reporting site the best?

Not necessarily: concealment or difficult access to reporting may occur. Examine other evidence.

35 Waste water energy and emissions

Turning commitment into operations

Waste management starts with avoiding generation, then reduction, reuse, recovery and proper disposal according to hierarchy and applicable requirements. Separate hazardous and nonhazardous streams and define properties, labels, containment, carriers and destinations. Leaving the gate does not end verification duties.

A simple water balance connects resources, uses, discharge and leaks. Submeters identify anomalies. Do not generalize saving percentages without baseline, production unit, season and activity. Review discharge authorization and treatment where needed.

Energy management inventories significant uses, maintenance, operation, shutdown and idling, then studies alternatives by life-cycle cost. Dust, combustion gases and greenhouse gases are distinct, with different boundaries and methods.

Emission factors, sources, years and units are documented for carbon calculations. State limitations and uncertainty; an initial estimate is not an independent audit. Batteries, solar and charging are assessed with specialists when low-carbon technologies are introduced.

WALERIIX practical application

Area	Operational action	Follow-up evidence
Waste	Segregation, containment and traceability	Weighing and handover
Water	Leak detection and submetering	Readings and gap analysis
Energy	Reduce unnecessary running	Hours, operation and use
Emissions	Inventory sources and methods	Documented data and factors

Question and explanation

Why can total water increase despite improved efficiency?

Activity may have increased. Examine total volume and consumption per activity unit together.

Atlas of original illustrations

Environmental aspect and impact

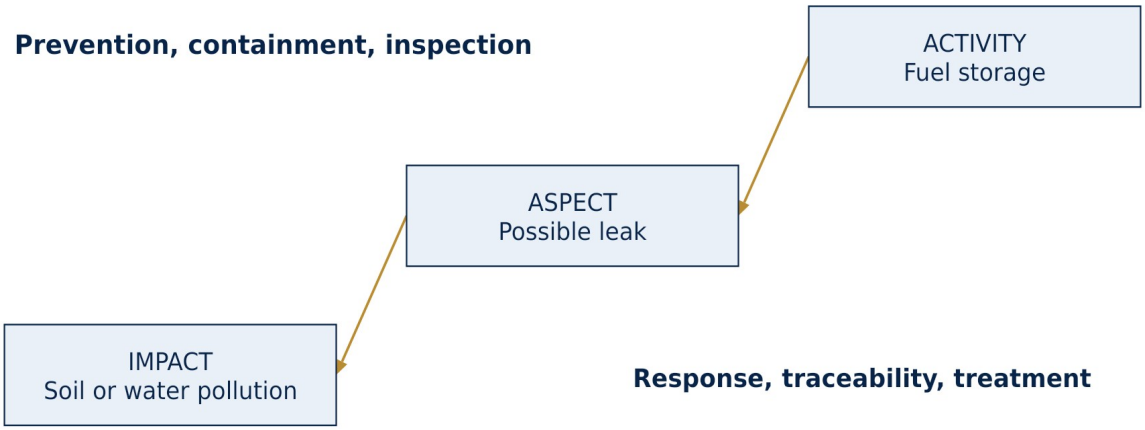

Reading the diagram

Activity is what the organization does, aspect its environmental interaction, and impact the possible or actual result. Distinguishing them helps select cause-related controls and identify receptors beyond the site.

Application exercise

Apply this chain to washing machinery and transporting waste with prevention and response.

Learning criterion

Connect every element of the drawing to a decision, owner and real evidence. Resemblance to your site does not prove conformity: conditions, reference, design and competence must be examined. The trainer reviews answers with the team and turns observations into specific improvements.

36 Contractors purchasing and change management

Preventing unassessed hazards being introduced

Contractor control begins before arrival: scope, competence, equipment, materials, history, risks and coordination. Collecting documents without checking actual people, machines and tasks is insufficient. A joint briefing clarifies responsibilities, boundaries and emergencies.

Safety, environmental and quality requirements enter purchase requests before price comparison. Acceptance includes equipment, documents, training, parts, maintenance and end of life. Unspecific purchasing can create future costs or hazards awareness cannot correct.

Change management applies to substituted products, designs, control software, locations, shifts, companies or staffing, even seemingly minor ones. Requests state purpose, risks, affected parties, tests, training, documents and potential rollback.

After implementation an authorized person verifies operating conditions and closes with evidence. Temporary changes and expiry are monitored to avoid permanent exceptions. Reassess simultaneous work: two individually safe contractors can create a new exposure together.

WALERIIX practical application

Stage	Agreement needed	Evidence
Contractor selection	Competence, scope and capacity	Assessment and qualification
Mobilization	People, machines and coordination	Access authorization
Change	Risks and acceptance criteria	Approved request
Acceptance	Tests, training and documents	Operating authorization

Question and explanation

Can stores directly accept paint substituted with an “equivalent”?

No. Review properties, hazards, compatibility, specification and requirements before acceptance and use.

37 Training awareness and knowledge

From attendance to performance

Training starts with task and gap: expected performance, possible error and achievable learning effect. If protection, tools or time are missing, training alone cannot solve it. Address design and organization alongside competence.

Sessions set observable objectives: inspect a tool, explain a stoppage or select an exit. Language, literacy and experience are considered. Images, simulation and demonstration are followed by learner practice or explanation.

Daily talks address the day’s work: hazard, barrier, change indicators and expected response. They do not become repetitive generic lectures unrelated to the site. Useful questions and suggestions are recorded and referred to decision makers.

Certificates describe reality: attendance, completion, assessment pass or internal authorization. No unproven international approval or license claims. WALERIIX retains program, content, results, verified identity and traceable number, then checks field transfer after a suitable time.

WALERIIX practical application

Objective	Method	Verification
Recognize hazards	Image and discussion	Identify harm pathway
Inspect a tool	Demonstration and practice	Supervised check
Respond to change	Short scenario	Correct stop decision
Transfer learning	Field follow-up	Sustained application and feedback

Question and explanation

How do you distinguish successful training from a well-liked presentation?

Measure acquisition, workplace transfer and effect on the target gap, alongside satisfaction.

38 Artificial intelligence and computer vision

An aid requiring governance

Applications analyze images, records or operating patterns to support prevention. EU OSHA describes digitalization opportunities and risks, including monitoring and algorithmic worker management. These are existing trends; results at each site require local verification. [R19]

WALERIIX recommends a limited trial on a specific problem, such as equipment approaching a prohibited zone. Compare results with field facts and measure false positives, missed cases, delay and weather, light and clothing effects. Commercial accuracy claims require a defined sample.

Continuous surveillance may create pressure, bias and privacy harm. Define purpose, necessary data, access, retention and appeal with worker consultation. No unvalidated model makes automatic disciplinary, medical or hazardous-work authorization decisions.

Generative AI can assist drafting and synthesis but may invent text and references. A specialist checks content, source and edition; exclude unnecessary sensitive data. Camera availability does not justify replacing physical protection or isolation.

WALERIIX practical application

Digital risk	Proposed test	Governance
False alarm	Varied scenarios	Defined human intervention
Missed case	Difficult conditions	Do not rely on the system alone
Privacy	Inventory data and purposes	Defined access and retention
Invented text	Check source	Approval before release

Question and explanation

Does accurate hard-hat detection prove site safety?

No. It measures a limited condition and may miss other hazards; calibration, tests and independent barriers remain necessary.

39 Connected devices and wearables

From measurement to reliable response

Sensors can monitor heat, gas, vibration, position and equipment proximity. Value depends on a defined response, not merely collection. Who receives alerts, how quickly, and what happens with network or battery loss?

Requirements precede purchasing: variable, accuracy, range, environment, calibration, duration and compatibility. Test onsite with maintenance, spares and fallbacks. Consumer devices are not assumed suitable for critical functions.

Physiological devices may estimate without diagnosing. Their readings are not medical or disciplinary judgments without legitimacy and specialist validation. Health data need stronger protection and transparency on purpose, sharing and access.

Where sensors prevent serious accidents, competent engineers examine functional qualification, design, independence, safe failure and maintenance. Provide training for alarms, evacuation or stopping and a complete test. Examine alarm fatigue caused by useless alerts being ignored.

WALERIIX practical application

Link	Acceptance question	Evidence
Measurement	Does it represent exposure?	Test and calibration
Communication	Does the message arrive in time?	Coverage and outage test
Response	Owner and procedure available?	Drill and record
Continuity	What happens on failure?	Fallback and maintenance

Question and explanation

What is the risk of buying sensors before defining responders?

Data and alerts without preventive action, creating false confidence that the hazard is controlled.

Atlas of original illustrations

Digital decision loop

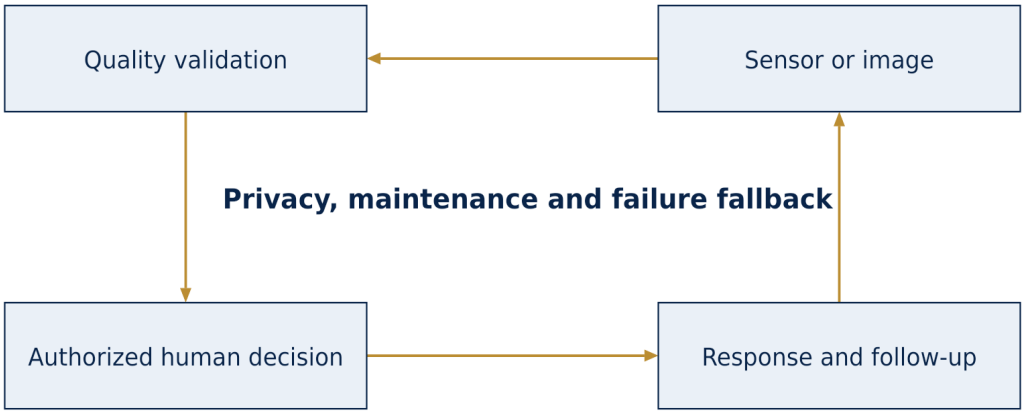

Reading the diagram

Digitalization requires a complete loop of reliable measurement, validation, response and follow-up. A break can leave danger present despite a full dashboard. Privacy, maintenance and failure management belong in purchasing decisions from the outset.

Application exercise

Design a heat-sensor trial: baseline, alert recipient and fallback after network loss?

Learning criterion

Connect every element of the drawing to a decision, owner and real evidence. Resemblance to your site does not prove conformity: conditions, reference, design and competence must be examined. The trainer reviews answers with the team and turns observations into specific improvements.

40 Robots drones and digital twins

Removing people while controlling new hazards

Robots can perform dangerous or repetitive work, drones can photograph difficult areas and models can improve preparation. These are possibilities, not safety guarantees. Unexpected motion, falls, batteries, interference and model errors create new risks.

Assess robot area, operation, maintenance, teaching, resetting, nearby people and safe stopping. “Collaborative” does not make every use safe without assessment: tool, speed, force, workpiece and environment change risk.

Drones follow authorizations, airspace restrictions, privacy, plans, weather, battery and separation from people. Images do not replace inspections requiring touch, tests or specialist measurements. Use near sensitive activities requires coordination and assessment.

A digital twin represents changing reality; without updating it may support wrong decisions. Define sources, update frequency, assumptions, limitations and validation. Lifting, protection and evacuation approval remain specialists’ responsibility even when simulation looks convincing.

WALERIIX practical application

Technology	Possible benefit	Before adoption
Robot	Reduce direct exposure	Motion and safety functions
Drone	Inspect difficult areas	Authorization, route and weather
Digital twin	Test scenarios	Reliable data and assumptions
Virtual reality	Learn situations safely	Transfer and simulation limits

Question and explanation

Does drone footage prove scaffold strength?

No. It may reveal visible defects but demonstrates neither resistance, ties nor bases and does not replace competent inspection.

41 Climate energy transition and the future

Adapting to changing hazards

Heat, heavy rain, floods, wind and nearby fires can affect sites and supply chains. Organizations study local scenarios and connect early warning to stopping, protection, stock relocation and continuity. Historic averages alone are insufficient.

The transition introduces batteries, charging, solar panels and new materials. Operational emissions may fall while electrical, heat, storage, firefighting and end-of-life risks appear. Specialists review manufacturer, design and authority requirements before introduction.

Connected monitoring, predictive maintenance, prevention through design and immersive training may grow in coming years. These are WALERIIX analytical projections, not certain dates or published international requirements. Success depends on data, maintenance, trust and resources.

A balanced approach strengthens fundamentals then tests one technology, measuring effects, cost and risks. Simple well-designed protection remains valuable. Competence, participation and safe design are not replaced by promises untested in real conditions.

WALERIIX practical application

Scenario	Possible effect	Preparation
Extreme heat	Fatigue and changed productivity	Assessment, hours and warning
Heavy rain	Unstable excavation and lost access	Drainage, inspection and evacuation
Batteries	Heating or charging incident	Specialist design, storage and emergency response
New technology	Benefit and uncertainty	Limited trial and criteria

Question and explanation

How can useful innovation be distinguished from marketing purchases?

Through a defined problem, baseline, trial, independent verification and measurement of effects, costs and new risks.

42 WALERIIX implementation plan

From diagnosis to phased improvement

Define service or site scope, objectives, contractual reference, responsibilities and means. Diagnosis combines documents, observation, interviews and samples; rank gaps by severity, obligations and effects rather than ease of writing.

Consolidation addresses critical risks and clarifies stopping, coordination and emergency response. Necessary processes and registers are built and trialed with users. A short well-used form is better than a large file driving no operational decision.

Capability building combines role-based training, practical assessment and clear transfer to owners. Review management, purchasing, maintenance, contracting and data so the system does not stay confined to HSE.

Verification combines inspection, audit, measurement, management review and effectiveness tests. Certification preparation separates independent body, conditions, scope and costs from consulting. The consultant guarantees neither award nor absence of nonconformity. Maturity and size adjust the plan; educational periods below are not fixed commercial commitments.

WALERIIX practical application

Educational phase	Priority	Acceptable result
First month	Diagnosis and critical risks	Gaps and urgent actions
Second month	Processes, roles and application	Used procedures and evidence
Third month	Verification and improvement	Audit, review and decisions
Afterward	Sustainability and controlled innovation	Trends and demonstrated improvements

Question and explanation

What measures success after consulting ends?

The ability to run the system, decide, monitor controls and improve without permanent consultant dependence.

Worked practical cases

1 Open edge during a delivery

Fictitious scenario

A load arrives at a floor where facade installation is underway. Part of the edge protection has been removed to facilitate entry; two workers remain near the edge and the driver believes the area is ready. The delivery permit does not identify who reinstates protection.

Decision analysis and response

1 Stop the affected delivery, prevent approach, secure the area below and contact the area owner without exposing another person to a fall.

2 Reassess the entry method, need for designed and approved temporary protection, access and rescue; identify who installs, inspects and reinstates protection.

3 Examine handover between lifting, facade work and delivery. The problem is not simply a missing harness but lost collective protection and coordination.

4 Have restart approved by the authorized person, then verify subsequent deliveries and share learning with other floors.

Proposed evidence

Photo of reinstated protection, area acceptance, revised delivery method and a later check of a similar operation.

Team discussion

Is increasing PPE numbers sufficient? Explain through exposure, barrier and ownership.

Discussion area	What the learner should demonstrate
Understand exposure	People, harm pathway and possible consequence
Select the control	Connect solution, cause, barrier and resources
Authorize restart	Identify authority, evidence and monitoring

2 Lifting chain with unknown capacity

Fictitious scenario

A rigger finds a chain with no legible identification. The supervisor says it previously lifted a heavier load. The current load is long and wind-sensitive, with an unconfirmed center of gravity.

Decision analysis and response

1 Suspend lifting and quarantine the doubtful accessory; previous use proves neither capacity nor condition.

2 Confirm mass, center of gravity and lifting points, then select identified inspected accessories and specialist-reviewed rigging.

3 Examine configuration, radius, wind, ground, route and area separation.

4 Address the arrival of an unknown accessory through purchasing, receipt, register, inspection and withdrawal.

Proposed evidence

Approved lifting plan, replacement identification, quarantine record and pre-start check.

Team discussion

Which missing information prevents a professional decision? Do not invent capacity.

Discussion area	What the learner should demonstrate
Understand exposure	People, harm pathway and possible consequence
Select the control	Connect solution, cause, barrier and resources
Authorize restart	Identify authority, evidence and monitoring

3 Equipment reversing near pedestrians

Fictitious scenario

A small machine moves spoil. Workers pass behind it to reach stores. Its reversing alarm works but the site is noisy. A near miss is reported without injury.

Decision analysis and response

1 Suspend affected movement, separate pedestrians from maneuvering and create a safe alternative access.

2 Review layout to reduce reversing and move the store entrance or machine route, rather than only increasing alarm volume.

3 Check machine, operator, visibility, lighting, ground, authorization, communication and any guide’s position.

4 Analyze lost separation and potentially severe consequences, then examine comparable project situations.

Proposed evidence

Updated plan, separation inspection, observation during a busy period and near-miss review record.

Team discussion

How can it be tested in real conditions without deliberately exposing anyone to the machine route?

Discussion area	What the learner should demonstrate
Understand exposure	People, harm pathway and possible consequence
Select the control	Connect solution, cause, barrier and resources
Authorize restart	Identify authority, evidence and monitoring

4 Excavation after overnight rain

Fictitious scenario

Ground conditions have changed after heavy rain. A worker sees water in the excavation and a crack near its edge; another team wants to continue piping to avoid delay.

Decision analysis and response

1 Prohibit entry and move people and equipment away without approaching an edge of doubtful stability.

2 Request competent assessment and inspection of stability, water, protection, loads, surrounding structures and services.

3 Adapt excavation, drainage, access and protection to the findings and document reuse conditions.

4 Review weather monitoring, shift start and reinspection after influential change.

Proposed evidence

Engineering assessment, new inspection record, approved plan, team briefing and closed observations.

Team discussion

Why is approval by a supervisor unqualified in stability insufficient?

Discussion area	What the learner should demonstrate
Understand exposure	People, harm pathway and possible consequence
Select the control	Connect solution, cause, barrier and resources
Authorize restart	Identify authority, evidence and monitoring

5 Cleaning a stopped machine

Fictitious scenario

A machine is stopped. A worker opens its guard to remove residue. The stop button is engaged, but someone else can access the controls and a raised part may descend under gravity.

Decision analysis and response

1 Prevent exposure and apply approved isolation by authorized personnel.

2 Identify electricity, movement, stored energy and gravity, then secure parts with approved means.

3 Verify isolation using a competent method and define lock ownership and shift handover.

4 After work, inventory tools, reinstate guards, clear people and hand back before de-isolation and reenergization according to procedure.

Proposed evidence

Energy map, isolation and verification records, handback with evidence that guards are accepted.

Team discussion

How does preventing a control-panel start differ from actually controlling hazardous energy?

Discussion area	What the learner should demonstrate
Understand exposure	People, harm pathway and possible consequence
Select the control	Connect solution, cause, barrier and resources
Authorize restart	Identify authority, evidence and monitoring

6 Attempted rescue inside a tank

Fictitious scenario

A worker cleaning a tank stops responding. A colleague wants to enter quickly. The team does not know the atmosphere and the detector is unavailable at the entrance.

Decision analysis and response

1 Prevent impulsive entry, raise the alarm, activate specialist rescue and secure the area.

2 Inform responders of location, activity, products, headcount, communication and isolations without assuming the collapse cause.

3 Use trained equipped responders following assessment and plan, without exposing unqualified rescuers.

4 After response, examine initial entry decision, atmosphere, isolation, supervision, rescue and missing equipment.

Proposed evidence

Readiness record for future entries, tested rescue plan, competence assessment and suitable detector verification.

Team discussion

Does urgency justify unequipped entry? Explain how casualties can multiply.

Discussion area	What the learner should demonstrate
Understand exposure	People, harm pathway and possible consequence
Select the control	Connect solution, cause, barrier and resources
Authorize restart	Identify authority, evidence and monitoring

7 Concrete cutting near offices

Fictitious scenario

Concrete is cut near an office and public route. The operator wears a simple mask and occupants report dust indoors. There is no measurement plan or suitable extraction.

Decision analysis and response

1 Suspend affected work, isolate the exposed route and review method and dust controls.

2 Consider removing onsite cutting, relocating it or using suitable wet or extraction equipment while managing water and residue.

3 Assess occupational exposures and surroundings, then have a specialist select monitoring and respiratory protection.

4 Adapt cleaning, maintenance and office coordination and verify sustained effectiveness; no new complaint is not sufficient proof.

Proposed evidence

Revised method, control-equipment inspection, measurement plan if needed and complaint and result follow-up.

Team discussion

How can health, environment and quality be combined in one response?

Discussion area	What the learner should demonstrate
Understand exposure	People, harm pathway and possible consequence
Select the control	Connect solution, cause, barrier and resources
Authorize restart	Identify authority, evidence and monitoring

8 Extinguishers in different conditions

Fictitious scenario

A visit finds inaccessible extinguishers and others of uncertain technical condition. The supervisor wants only to classify compliant and noncompliant units without replacing the shortfall.

Decision analysis and response

1 Identify apparent condition, isolate doubtful units under procedure and refer for specialist inspection or service.

2 Provide suitable replacement coverage without leaving a risk area deprived of required means.

3 Review selection, placement, access, identification and inspection and maintenance records under the adopted reference.

4 Look for recurrence in storage, use or follow-up, then test the replacement system.

Proposed evidence

Numbered inventory, location and condition, available replacements, maintenance record and competent acceptance.

Team discussion

Why does a photo of sorted extinguishers not prove fire-protection readiness?

Discussion area	What the learner should demonstrate
Understand exposure	People, harm pathway and possible consequence
Select the control	Connect solution, cause, barrier and resources
Authorize restart	Identify authority, evidence and monitoring

9 Fuel leak near a drain

Fictitious scenario

A temporary tank leaks near a stormwater drain. The team does not know the flow direction. A worker proposes hosing it away to remove the smell.

Decision analysis and response

1 Remove ignition sources, isolate, report and activate the plan without exposing people to vapors or uncontrolled contact.

2 Protect the drain and contain only within training and equipment limits; request specialists if exceeded.

3 Identify product, approximate amount, spread, receptors and reporting and disposal obligations.

4 Manage contaminated materials as suitable waste and review tank containment, inspection, location and receipt.

Proposed evidence

Incident report, waste traceability, drainage verification, tank inspection and recurrence prevention.

Team discussion

What impact could result from washing the leak into drainage instead of containing it?

Discussion area	What the learner should demonstrate
Understand exposure	People, harm pathway and possible consequence
Select the control	Connect solution, cause, barrier and resources
Authorize restart	Identify authority, evidence and monitoring

10 Training certificates without verification

Fictitious scenario

A center prepares completion certificates; attendance records are scattered, some names unchecked and passing has no clear definition.

Decision analysis and response

1 Suspend affected issues and inventory documents already issued, data and entitlement grounds.

2 Distinguish attendance, completion and passing; define announced fair criteria without inventing them retrospectively.

3 Control identity, name, numbering, signature, cancelled copies, replacement and data protection.

4 Redesign admission, assessment, issue and independent review and precisely name the awarding organization.

Proposed evidence

Controlled issue register, assessment results and criteria, correction and later verification.

Team discussion

How does this situation connect quality, ethics and commercial credibility?

Discussion area	What the learner should demonstrate
Understand exposure	People, harm pathway and possible consequence
Select the control	Connect solution, cause, barrier and resources
Authorize restart	Identify authority, evidence and monitoring

11 Cameras producing too many alarms

Fictitious scenario

A system detects missing hard hats but over-alerts in shade and misses people behind machines. Workers ignore it and automatic sanctions are proposed.

Decision analysis and response

1 Suspend automatic disciplinary use and review errors, accuracy, privacy and trust.

2 Conduct a representative trial defining true cases, false cases, missed cases and response delay.

3 Improve positioning and calibration where relevant, retaining inspection, protection and training without exclusive reliance.

4 Define purpose, access, retention and appeal, consult workers and measure effects before rollout.

Proposed evidence

Protocol and detailed results, governance decision, response and continuation or stop criteria.

Team discussion

Do more alarms always mean more safety? Relate your answer to alarm fatigue.

Discussion area	What the learner should demonstrate
Understand exposure	People, harm pathway and possible consequence
Select the control	Connect solution, cause, barrier and resources
Authorize restart	Identify authority, evidence and monitoring

12 Company transition to 2026 editions

Fictitious scenario

A company wants updated quality and environmental certification and also a 2026 safety version. A worker suggests changing only cover dates.

Decision analysis and response

1 Verify official editions and specify ISO 45001:2018 with the 2024 amendment while monitoring the planned revision.

2 Obtain authorized quality and environmental standards, compare gaps and agree transition with the certification body.

3 Update practices, competence, documents and evidence, then conduct internal audit and management review.

4 Document consulting scope and distinguish certification cost and decision without guaranteeing award or unverified timing.

Proposed evidence

Reference register, gap comparison, transition, implementation evidence and documented certification-body exchanges.

Team discussion

Why can changing a cover without changing practices mislead the client?

Discussion area	What the learner should demonstrate
Understand exposure	People, harm pathway and possible consequence
Select the control	Connect solution, cause, barrier and resources
Authorize restart	Identify authority, evidence and monitoring

Work forms to complete

1 Risk register

To be completed by a team familiar with the task, then reviewed onsite before execution and after changes. Rating follows the organization’s matrix; unimplemented actions do not reduce it.

Field	Entry and evidence or reference
Site, activity and scope	....
Date, assessors and people consulted	....
Hazard, scenario and exposed groups	....
Existing controls and evidence	....
Severity, likelihood and justification	....
Further action according to hierarchy	....
Owner, deadline and resources	....
Verified residual risk and acceptance	....

Prepared by ..... Reviewed by ..... Approved by .....

Adapt the form to the activity, regulations, manufacturer and specialist assessment. Control versions, protect data and examine implementation. The form alone grants neither authorization nor certification of conformity.

Work forms to complete

2 Pre-work task analysis

Break the activity into real steps and attach specialist permits and assessments. The leader explains changes and asks workers to identify the stopping point.

Field	Entry and evidence or reference
Task, place and shift	....
Team, equipment and products	....
Step 1, hazard and control	....
Step 2, hazard and control	....
Interfaces with activities or parties	....
Critical barriers and verification	....
Suspension conditions and emergency	....
Understanding and pre-start review	....

Prepared by ..... Reviewed by ..... Approved by .....

Adapt the form to the activity, regulations, manufacturer and specialist assessment. Control versions, protect data and examine implementation. The form alone grants neither authorization nor certification of conformity.

Work forms to complete

3 Permit to work readiness

Framework to approve and detail for the work. Completion alone does not make the permit valid. Add specialist isolation, measurement and rescue conditions.

Field	Entry and evidence or reference
Number, type and area	....
Activity, duration and validity	....
Assessments, isolations and attachments	....
Issuer, acceptor and area owner	....
Checks, critical conditions and evidence	....
Interfaces, communication and emergency	....
Suspension, extension and handover	....
Closure, protection and handback	....

Prepared by ..... Reviewed by ..... Approved by .....

Adapt the form to the activity, regulations, manufacturer and specialist assessment. Control versions, protect data and examine implementation. The form alone grants neither authorization nor certification of conformity.

Work forms to complete

4 Critical barrier verification

Performance criteria describe the required function. Record failure, consequences, stopping or restriction and person approving restart.

Field	Entry and evidence or reference
Serious accident scenario	....
Barrier, function and limits	....
Owner and users	....
Method, frequency and reference	....
Date, result and evidence	....
Failure and immediate action	....
Treatment, owner and deadline	....
Verified restoration and authorization	....

Prepared by ..... Reviewed by ..... Approved by .....

Adapt the form to the activity, regulations, manufacturer and specialist assessment. Control versions, protect data and examine implementation. The form alone grants neither authorization nor certification of conformity.

Work forms to complete

5 PPE inspection

Limits and periods follow manufacturer and applicable requirements. Distinguish user checks, periodic inspection and specialist maintenance.

Field	Entry and evidence or reference
Number, type and manufacturer	....
Product reference and conformity	....
Purchase and first use	....
User or storage	....
Inspection and reference	....
Result, defect and photo if useful	....
Acceptance, quarantine or withdrawal	....
Inspector, date and next due date	....

Prepared by ..... Reviewed by ..... Approved by .....

Adapt the form to the activity, regulations, manufacturer and specialist assessment. Control versions, protect data and examine implementation. The form alone grants neither authorization nor certification of conformity.

Work forms to complete

6 Mobile equipment readiness

Nonexhaustive organizational list to supplement manufacturer and specialist inspections. Any safety defect requires withdrawal under procedure.

Field	Entry and evidence or reference
Identity, attachment and hours	....
Operator, competence and authorization	....
Maintenance and specialist inspections	....
Brakes, steering and movement per manufacturer	....
Tires or tracks, leaks and protection	....
Visibility, lighting, alarm and belt	....
Route, ground and separation	....
Readiness or isolation and approver	....

Prepared by ..... Reviewed by ..... Approved by .....

Adapt the form to the activity, regulations, manufacturer and specialist assessment. Control versions, protect data and examine implementation. The form alone grants neither authorization nor certification of conformity.

Work forms to complete

7 Lifting preparation review

Does not replace plan or engineering calculations. Attach crane, load, accessories, design and task-specific authorizations.

Field	Entry and evidence or reference
Load, mass, center of gravity and sources	....
Points, rigging and review	....
Crane, configuration, radius and capacity	....
Ground, supports, services and obstacles	....
Accessory identification, condition and inspection	....
Roles, competence, signals and communication	....
Wind, separation and simultaneous work	....
Starting, stopping and safe cancellation	....

Prepared by ..... Reviewed by ..... Approved by .....

Adapt the form to the activity, regulations, manufacturer and specialist assessment. Control versions, protect data and examine implementation. The form alone grants neither authorization nor certification of conformity.

Work forms to complete

8 Environmental aspects register

Distinguish aspect and impact and cover normal, abnormal and emergency. Explain significance and review obligations separately.

Field	Entry and evidence or reference
Process, place and life-cycle stage	....
Operating conditions and influence limits	....
Aspect and source	....
Impact, receptors and sensitivity	....
Obligations and sources	....
Significance and justification	....
Control and emergency	....
Indicator, owner and review	....

Prepared by ..... Reviewed by ..... Approved by .....

Adapt the form to the activity, regulations, manufacturer and specialist assessment. Control versions, protect data and examine implementation. The form alone grants neither authorization nor certification of conformity.

Work forms to complete

9 Waste and handover register

Requirements, classifications, carriers and destinations depend on law and contract. Prohibit incompatible mixing and unsupported classification.

Field	Entry and evidence or reference
Type, source and properties	....
Quantity, unit and estimate	....
Classification, basis and handling	....
Storage, containment and label	....
Date, carrier and qualification	....
Destination and acceptance	....
Handover or treatment evidence	....
Owner, review and gaps	....

Prepared by ..... Reviewed by ..... Approved by .....

Adapt the form to the activity, regulations, manufacturer and specialist assessment. Control versions, protect data and examine implementation. The form alone grants neither authorization nor certification of conformity.

Work forms to complete

10 Accident or near miss report

Complete after emergency response; preserve evidence and privacy and examine legal reporting by place and authority. No causal conclusion before verification.

Field	Entry and evidence or reference
Date, time, place and activity	....
Facts, actual and potential consequences	....
Response, report and securing	....
Evidence, witnesses and attachments	....
Timeline and factors	....
Missing or failed barriers	....
Demonstrated causes and uncertainty	....
Actions, owners and effectiveness	....

Prepared by ..... Reviewed by ..... Approved by .....

Adapt the form to the activity, regulations, manufacturer and specialist assessment. Control versions, protect data and examine implementation. The form alone grants neither authorization nor certification of conformity.

Work forms to complete

11 Nonconformities and actions

Specify reference, evidence and gap. Correction treats the situation, corrective action the cause, and effectiveness checks recurrence prevention.

Field	Entry and evidence or reference
Number, date and area	....
Requirement or reference	....
Objective evidence and gap	....
Immediate correction and containment	....
Cause analysis and evidence	....
Corrective action and means	....
Owner, deadline and status	....
Effectiveness test and closure	....

Prepared by ..... Reviewed by ..... Approved by .....

Adapt the form to the activity, regulations, manufacturer and specialist assessment. Control versions, protect data and examine implementation. The form alone grants neither authorization nor certification of conformity.

Work forms to complete

12 Competence and authorizations

Define competence by task and distinguish training, assessment and authorization. Review after changes, observations or expiry of a condition.

Field	Entry and evidence or reference
Role, task and limits	....
Knowledge, skills and experience	....
Qualification or training if applicable	....
Theory or practical assessment	....
Authorized assessor and date	....
Gap and development	....
Authorization and restrictions	....
Reassessment date and reason	....

Prepared by ..... Reviewed by ..... Approved by .....

Adapt the form to the activity, regulations, manufacturer and specialist assessment. Control versions, protect data and examine implementation. The form alone grants neither authorization nor certification of conformity.

Work forms to complete

13 Internal audit program

Prioritize by importance, risk, changes and prior results. Provide competence, independence and sampling limits.

Field	Entry and evidence or reference
Process, site and scope	....
Criteria and documents	....
Priority and justification	....
Auditors, competence and independence	....
Date, means and sampling	....
Interviews, observations and records	....
Report, results and owners	....
Follow-up and effectiveness test	....

Prepared by ..... Reviewed by ..... Approved by .....

Adapt the form to the activity, regulations, manufacturer and specialist assessment. Control versions, protect data and examine implementation. The form alone grants neither authorization nor certification of conformity.

Work forms to complete

14 Technology trial readiness

Define problem and success before buying. Review privacy, workers, maintenance and cybersecurity before expansion.

Field	Entry and evidence or reference
Problem, baseline and objective	....
Technology and limits	....
New hazards and people	....
Data and representative trials	....
Errors, missed cases and delay	....
Human response and fallback	....
Privacy, access and maintenance	....
Acceptance, rollout or stopping	....

Prepared by ..... Reviewed by ..... Approved by .....

Adapt the form to the activity, regulations, manufacturer and specialist assessment. Control versions, protect data and examine implementation. The form alone grants neither authorization nor certification of conformity.

Work forms to complete

15 Management review minutes

End with executable decisions. Presentations and signatures are insufficient without owners, resources and deadlines.

Field	Entry and evidence or reference
Period, scope and attendees	....
Changes, context and obligations	....
Performance, exposures and barriers	....
Events, complaints and audits	....
Objectives and prior actions	....
Competence, resources and contractors	....
Improvements, decisions and budget	....
Owner, deadline and follow-up	....

Prepared by ..... Reviewed by ..... Approved by .....

Adapt the form to the activity, regulations, manufacturer and specialist assessment. Control versions, protect data and examine implementation. The form alone grants neither authorization nor certification of conformity.

Essential terms

Glossary 1

Term	Educational explanation
Hazard	A source or situation with the potential to cause harm.
Risk	An estimate of harm likelihood and severity within defined conditions and limits.
Exposure	Contact between a person or environment and a hazard through a pathway, duration and intensity.
Near miss	An event without realized harm but with unfulfilled potential, requiring suitable analysis.
Critical barrier	A control whose loss significantly increases serious accident risk.
Residual risk	Risk after controls are applied and checked under an explicit assumption.
Correction	Treatment of a detected nonconformity.
Corrective action	Treatment of its cause to prevent recurrence.
Effectiveness	The extent to which an activity or action achieves its intended result.
Competence	Demonstrated ability to apply knowledge and skills for a result.
Consultation	Seeking and considering views before deciding.
Participation	Effective contribution to a decision, activity or assessment.

Consult official definitions in the contractual reference when needed. This educational glossary supports shared understanding while reading.

Essential terms

Glossary 2

Term	Educational explanation
Environmental aspect	An activity, product or service element interacting or potentially interacting with the environment.
Environmental impact	An environmental change linked to an aspect.
Process	Linked activities transforming inputs into outputs.
Nonconformity	Failure to meet a defined requirement.
Audit	Systematic collection and evaluation of evidence against stated criteria.
Inspection	Assessment of condition, function or conformity within defined scope.
Energy isolation	Preventing energy transmission, securing sources and checking a suitable condition for work.
Permit to work	Conditional authorization and coordination not replacing actual controls.
Operational control	Conditions and means making execution conform to requirements.
Leading indicator	A measure of preventive activity or condition supporting assessment of control.
Lagging indicator	A measure of an actual result, such as injury, loss or nonconformity.
Life cycle	Linked stages from materials or supply through use and end of life.

Consult official definitions in the contractual reference when needed. This educational glossary supports shared understanding while reading.

Assessment of understanding and application

Educational review 1

Discuss each question, then answer using a work example. This original WALERIIX review is not any organization’s official examination.

1 Compare OSHA NEBOSH and CSP in nature and purpose.

.....
.....

2 Why is calling published ISO 45001 the 2026 edition incorrect?

.....
.....

3 Distinguish environmental aspect and impact with a new example.

.....
.....

4 Does distributing a harness reduce fall severity?

.....
.....

5 How is corrective action effectiveness demonstrated?

.....
.....

6 Calculate a per-million rate for one case and 250000 hours.

.....
.....

Assessment of understanding and application

Educational review 2

Discuss each question, then answer using a work example. This original WALERIIX review is not any organization’s official examination.

7 Give two reasons not to generalize foreign reference values.

.....
.....

8 Distinguish NFPA 13 from the edition year.

.....
.....

9 What is needed before accepting a sensor for a critical function?

.....
.....

10 Why does attendance not prove rigger competence?

.....
.....

11 What if a critical barrier is missing despite medium risk rating?

.....
.....

12 How should ANNEX S V 13 be verified?

.....
.....

Review explanations

Discussion guidance

1 Respectively a regulatory administration, qualification awarding body and individual professional certification.

2 The verified record presents 2018, the 2024 amendment and a revision expected in 2027.

3 Polluted-water discharge is an aspect; changed receiving-water quality is an impact.

4 Not automatically. Assess complete system, exposure and control effect without assumptions.

5 Define the expected result and verify its achievement after implementation under comparable conditions.

6 The result is 4, provided cases, hours and factor are defined.

7 Differences in jurisdiction, sector, definition or application conditions.

8 13 identifies the standard; the year identifies the edition to verify.

9 Suitability, qualification, verification, calibration, response, safe failure and maintenance for the function.

10 Assessment, task-suitable application, experience and authorization are needed.

11 Color does not justify lost major protection: suspend and escalate.

12 Obtain document, issuer, title and full number without inventing its content.

Other correct examples may be accepted if they explain the link between facts, controls and results and specify reference and competence limits. This review confers neither an external qualification nor professional authorization.

References and updating

Official sources 1

Source consultation and verification: 19 October 2026. Recheck links before contractual use. Official status appears in the current record; detailed requirements come from authorized texts or applicable regulations.

R1 Safety and health program and recommended practices

Issuing organization: OSHA

https://www.osha.gov/safety-management

R2 Construction regulations Part 1926

Issuing organization: OSHA

https://www.osha.gov/laws-regs/regulations/standardnumber/1926

R3 Managing Safely training

Issuing organization: IOSH

https://iosh.com/qualifications-and-courses/courses/awareness-courses/managing-safely

R4 International General Certificate and updates

Issuing organization: NEBOSH

https://www.nebosh.org.uk/qualifications/international-general-certificate/

R5 Certified Safety Professional

Issuing organization: BCSP

https://www.bcsp.org/certified-safety-professional-csp

The original cases, forms, matrix and illustrations are not attributed to the cited organizations. Citing a source does not adopt its legislation in every country. If a link changes, search for its title with the issuing organization.

References and updating

Official sources 2

Source consultation and verification: 19 October 2026. Recheck links before contractual use. Official status appears in the current record; detailed requirements come from authorized texts or applicable regulations.

R6 2026 quality standard record

Issuing organization: ISO

https://www.iso.org/standard/9001

R7 2026 environmental standard record

Issuing organization: ISO

https://www.iso.org/standard/14001

R8 Health and safety standard and revision record

Issuing organization: ISO

https://www.iso.org/standard/45001

R9 Part 1 Directives and harmonized approach

Issuing organization: ISO and IEC

https://www.iso.org/sites/directives/current/consolidated/index.html

R10 Hierarchy of controls

Issuing organization: NIOSH

https://www.cdc.gov/niosh/topics/hierarchy/default.html

The original cases, forms, matrix and illustrations are not attributed to the cited organizations. Citing a source does not adopt its legislation in every country. If a link changes, search for its title with the issuing organization.

References and updating

Official sources 3

Source consultation and verification: 19 October 2026. Recheck links before contractual use. Official status appears in the current record; detailed requirements come from authorized texts or applicable regulations.

R11 Work at height

Issuing organization: UK HSE

https://www.hse.gov.uk/work-at-height/

R12 Construction lifting operations

Issuing organization: UK HSE

https://www.hse.gov.uk/construction/safetytopics/lifting-operations.htm

R13 Excavations

Issuing organization: UK HSE

https://www.hse.gov.uk/construction/safetytopics/excavations.htm

R14 Electrical safety at work

Issuing organization: NFPA

https://www.nfpa.org/product/nfpa-70e-standard-for-electrical-safety-in-the-workplace/p0070ecode

R15 Confined spaces

Issuing organization: UK HSE

https://www.hse.gov.uk/confinedspace/

The original cases, forms, matrix and illustrations are not attributed to the cited organizations. Citing a source does not adopt its legislation in every country. If a link changes, search for its title with the issuing organization.

References and updating

Official sources 4

Source consultation and verification: 19 October 2026. Recheck links before contractual use. Official status appears in the current record; detailed requirements come from authorized texts or applicable regulations.

R16 Portable extinguisher standard

Issuing organization: NFPA

https://www.nfpa.org/codes-and-standards/nfpa/10

R17 Work practices against silica

Issuing organization: NIOSH

https://www.cdc.gov/niosh/silica/work/index.html

R18 Heat stress and workers

Issuing organization: NIOSH

https://www.cdc.gov/niosh/heat-stress/about/index.html

R19 Work digitalization opportunities and risks

Issuing organization: EU OSHA

https://osha.europa.eu/en/themes/digitalisation-work

The original cases, forms, matrix and illustrations are not attributed to the cited organizations. Citing a source does not adopt its legislation in every country. If a link changes, search for its title with the issuing organization.

From knowledge to action

Practical conclusion

Test your learning on a real task. Gather the team, define limits, describe harm pathways, inspect barriers and choose a feasible, verifiable action. Start with potential severe consequences, then connect change to purchasing, training, maintenance and coordination.

After implementation, examine the result: has exposure decreased? Can the team maintain the control? Has a new hazard appeared? A solution that is correct in a report must also work in the conditions where people do their jobs.

End-of-reading project

Prepare a task assessment with field evidence and clear boundaries.

Design a critical barrier check and test it safely.

Link a significant environmental aspect to an objective, indicator and follow-up.

Deliver a short awareness session and check understanding.

Submit a specific decision to management with resources, owner and deadline.

WALERIIX INTERNATIONAL GROUP

SAID EL NAJEM